



# Sabot Away!



Newsletter of the Austin Armor Builders Society

November 2024

# DOING SNOW CAMOUFLAGE

By **Bill Menzie**

For some reason I like 1/16<sup>th</sup> scale models. Gallery Models is a new player in this niche. Their Panzer III kit is excellent, and it rivals the same subject by Das Werk.

This article is intended to cover the application of a whitewash camouflage during the Winter of 1941/42. The original factory paint is RAL 7021 *Dunkelgrau* (Panzer Gray).

The model was completely sprayed with Krylon's "rattlecan" Red Oxide Primer, followed by two light coats of hairspray as the first step to chipping.

Next was a topcoat of the Panzer Gray (Tamiya XF-63). I allowed a max of 30 minutes of drying time before the chipping process. Meanwhile, I cleaned my airbrush. The chips were made by selectively removing the Panzer Gray to reveal the red primer. It was a slow and laborious process.



After applying the decals, the model sub-assemblies were sprayed with TRESemmé Ultra Fine Hairspray in two misting coats, allowing each coat to dry overnight.

Starting with the turret, a blend of Flat White (XF-2) and Deck Tan (XF-55) was airbrushed over the Panzer Gray. This blending produced a toned-down slightly dirty white shade. A random combination of heavy and light coverage gives a more realistic end result, indicative of a hasty, amateurish paint job applied in the field.



After 30 minutes, I started removing the fresh and still wet whitewash. The object is to make the whitewash look naturally worn, scuffed, and chipped from hard combat use and weathering. This includes heavy crew usage wear points such as handles, climbing/walking paths, and edges of hatches. One needs to work quickly because the paint is constantly drying and becoming ever harder to remove.

(Continued on page 5)

## Inside this issue:

CALENDAR OF EVENTS	2
UPCOMING PROGRAM PRESENTATIONS AND NEWSLETTER ARTICLES	2
FROM THE TURRET	3
STAND AT EASE, TREADHEADS!	6
SAVE THE DATE	7
AMPS BORESIGHT PREVIEW	7
GIFTS OF CHRISTMAS PAST	8
2024 THIRD QUARTERLY CONTEST WINNER	10
JOIN AMPS TODAY	11
NEW ON THE BLOCK	12
ABOUT US	12



## CALENDAR OF EVENTS

- ◆ **November 6 - AABS Club Meeting**
- ◆ **November 9 - Capital Classic 2024**, Williamson County Expo Center, Taylor
- ◆ **December 4 - AABS Club Meeting**
- ◆ **December 7 - AABS Xmas Party**, Rattan Creek Community Center, Austin
- ◆ **January 4, 2025 - ModelFiesta 43**, New Braunfels Civic/Convention Center, New Braunfels
- ◆ **January 8 - AABS Club Meeting**
- ◆ **January 25 - WinterBlitz 2025**, Museum of the American G.I., College Station



### AABS Officers Feb 2023 – Jan 2025

**Chris Chany**, President  
christopherchany@gmail.com

**Bob Bethea**, Vice-President  
bobbethea@sbcglobal.net

**Eric Choy**, Treasurer  
(512) 554-9595, aabsco@gmail.com

**Ted Paone**, Secretary  
(512) 635-9516, theopaone@att.net

**Eric Choy**, Newsletter Editor  
(512) 554-9595, aabsco@gmail.com

**Joe Fisher**, Webmaster  
(512) 350-6936,  
fisherjoe2014@gmail.com



## Schedule of Upcoming Program Presentations and Newsletter Articles

Month	Program Presentation	Newsletter Article
January 2024	Chris Chany	Ted Paone
February	Bill Zych	Eric Choy
March‡	Bob Bethea	Kevin Hutchison
April	Mike Reeves	Stuart Wetterschneider
May	Mike Bird	Greg Beckman
June‡	Eric Choy	Mike Bird
July	* KIT AUCTION *	Bob Bethea
August	Rick Herrington	Rick Herrington
September‡	Martin Hebda	Martin Hebda
October	* KIT-SWAP NITE *	Craig Bland
November	Mike Maloney	Bill Menzie
December‡	Chris Chany	Chris Chany
January 2025	* OFFICER ELECTIONS *	Ted Paone

Here is a list of members who are responsible for providing articles for the newsletter and program presentation at our monthly meetings.

Please note any member may contribute as many articles as he wants at any time. The purpose of this schedule is to ensure we have at least one article in the newsletter each month.

Prompt submission of your article is much appreciated. The deadline is always **11:59PM on the last Wednesday of the previous month** (e.g. Ted Paone's article for January 2024 is due on the last Wednesday of December 2023).

‡ Quarterly contest month



## *From the Turret*

**P**ease at Last! After months of political commercials and constant polling, the 2024 Elections will be over and done with when we meet on **November 6**. We might even know the winner of the presidential race. If you are reading this on or before Election Day, don't forget to go vote!

On November 6<sup>th</sup>, 1918, the German peace delegation left Berlin for the Western Front to negotiate an armistice. The American forces entered Sedan after capturing much of the surrounding German-held territory around the River Meuse.

In 1944, the Italian government formed a private army of six divisions to fight alongside the Allies. Also, the largest penicillin factory in the world in Liverpool began production. The next day FDR was elected US President for a fourth term.



*Not Sedan but I like the picture.*

Last month I was in Atlantic City (AC) for a week-long forensic science meeting. After flying into Philly, I drove to AC. Since I was early, I decided to stop at a few hobby shops. The **Yankee Dabber** is mainly a model train shop only six miles away. **AAA Hobbies and Crafts** in Magnolia, NJ is a full-service shop. It is hard to miss as it has a large mural on the building.



Inside I found a plethora models on display from local modelers. The figures are especially well done. There is a great boxed diorama titled "The Homecoming." It uses forced perspective to its advantage.



AAA Hobbies is in the front of the building. Its mail order business, **Mega Hobby** is in the back. Both

*(Continued on page 4)*

# Sabot Away!

The Newsletter of The Austin Armor Builders

November 2024

Page 4

(Continued from page 3)

outfits are part of **Stevens International**, the largest hobby wholesaler in the US. I know Rudy uses them.



On the discount shelf of AAA Hobbies, I found a few copies of this title (see photo of my copy on the left) for only \$20 each. I bought mine years ago. A Google search shows the current

trading price is between \$62 and \$120! I asked the guy if they take phone orders, and he said yes. If you always wanted one, now is the time to get it. I will bring my copy to the meeting so you can check it out. But I would not wait too long to order it.

**Mike Maloney** has the program this month, and I am sure we will see plenty of models on the table.

See you then.

**Chris Chany**  
President

MODELS PAINTS TOOLS ACCESSORIES ROCKETS



"Fantastic selection and old-school feel without rejecting the new. LionHeart Hobby has built a gem in Texas!" ~Andrew T.

**VISIT OUR STORE 7 DAYS A WEEK!**

5500 FM 2770

KYLE, TEXAS 78640

(512) 504-3404



**SHOP WITH US!**

lionhearthobby.com

**WE SHIP DAILY FROM  
OUR OWN WAREHOUSE!**



**FOLLOW US!**

@lionhearthobby

TABLETOP GAMES

PUZZLES

CHESS

RPGS

CCGS

(Continued from page 1)

To remove the whitewash, first brush tap water on the selected area. The water softens the acrylic paint and the hairspray underneath. Taking an old paintbrush with stiff bristles, you can brush and scrub the paint. This action causes the paint to lift away along with the exposed hairspray. The dark gray color beneath is now revealed. Because the top paint is actually removed, this provides a more realistic appearance than simply hand painting chips and scratches. It duplicates what happens to real vehicles. This technique is better suited to larger scales (like 1/16<sup>th</sup>) but can be effectively used on the smaller scales also.

I often use a Scotch Brite pad to speed things along. The pad is composed of fine abrasive fibers. I use it to produce webs of small scratches as well as long runs of paint damage on corners. These pads are available in paint stores such as Sherwin-Williams. They are red in color and are about 9"x6".

Due to the larger coverage area, the hull was treated in three separate paint/chip sessions consisting of the upper front, upper rear, and both lower sides. I figured the crew was in a hurry whitewashing their vehicle, and they left the tools, spare tracks, and spare roadwheels in place. The four headlights, however, would have been removed or shielded.



Notice the missing parts (side hatches and commanders cupola) were removed because they required more detail work.

A wash of Dark Brown was used to pick out tiny details and produce shadows around protuberances and general dirty areas. I also washed certain areas of the flat armor plate to simulate isolated dirty areas.



The next step is called "color mapping." This consists of brushing Titanium White artist oil in places where the whitewash pooled or ran. These areas were faded and blended by brushing Zippo lighter fluid over the oil paint.

The weathering mix for lower surfaces below fenders is AV Russian Thick Mud + real dirt (powdered) + water followed by flicking diluted Tamiya Flat Earth (XF-52) and Rubber Black (XF-85).



The tracks received a matching Thick Mud/Real Dirt treatment. I then airbrushed Tamiya Smoke (X-19) to tone down the tracks and create a wet look. This was also sprayed to the lower chassis and the roadwheels.

This concludes the article. The model is a work in progress. I plan to make a base with muddy tank tracks and snow on the ground and on the tank. There will be two figures in the tank and perhaps one or two on the ground.

**Bill**



## Stand at Ease, Treadheads!

By  
**Allan  
Romer**

**A**ustin Scale Modelers Society is holding their annual **Capitol Classic Model Show** on **November 9, 2024**. AABS is going to help them make this a great event with our participation. And we're not just talking about entering in the model contest and buying door prize tickets!

**First off:** AABS member **Bill Zych** has volunteered (shanghaied?) to be the contest's Armor Head Judge. He's going to need help, so think about lending a hand and volunteering on the judging team(s). We need some good AFV judges, and who can be better than AABS members? Besides, do you really want some dude who claims to eat carburetors for breakfast and builds Corvette models to complain that camouflage paint schemes not crisp with straight lines?

**Secondly:** Allan will be at the AABS recruiting table giving out club info, flyers for our 2025 Armor Show, and sign-up sheets for prospective new members.

We want to have a couple of AFV displays on the table highlighting the work of our members and promoting the theme of the upcoming show. If you aren't entering your recently completed Medevac vehicle, please consider displaying it on the club's recruiting table. If you have a halftrack model to display, bring it also. If you are not judging, consider stopping by our table and giving Allan a spell to enjoy the show (and take a bathroom break).

**Third.** AABS has purchased a vending table at the show. This is the opportunity to sell some of the kits that you would love to build but you know you never will. One big caveat: you need to hang around the table to hawk your wares. One solution is to team with other club members who are selling so you can split duties. Also consider payment options. For some, it could be a cash only transaction. So be sure to have change ready.

**Finally:** Be a walking billboard, wear your club shirt/hat, and show off your name badge. Engage the public and extol the virtues (read, fun) of building kits of machines that can cause mayhem and

*(Continued on page 7)*



### Address

900 Lacy Drive, Leander, TX 78641

### Contact

(512) 528-4226

[info@thehobbyshoptx.com](mailto:info@thehobbyshoptx.com)



Find all of your modeling  
needs in Leander!



### Opening Hours

Monday - Friday: 10:00am - 6:00pm

Saturday: 10:00am - 8:00pm

Sunday: 11:00am - 4:00pm



(Continued from page 6)

tremendous collateral damages. If you're anti-social, just direct your "target" to our recruiting table. A selfish goal is to increase the club's membership, but

the ultimate aim is to increase awareness and interest in Armored Fighting Vehicles as well as our hobby. After all, that is what AABS is all about.

**Allan**

## SAVE THE DATE

WINTERBLITZ 2025!!!!

Saturday - January 25<sup>th</sup> 2025

Museum of the American G.I.

College Station, TX

[www.winter-blitz.com](http://www.winter-blitz.com)

**Tank of the Year** – T34 (anything on a T34 chassis)


**Theme** – Vietnam War – Commemorating the 50<sup>th</sup> Anniversary of the end of the war.  
Anything 1954 – 1975 Vietnam/Laos/Cambodia.

All Nations – French, Australia, U.S., South and North Vietnamese, etc.

### **AMPS Boresight (Volume 32, Issue 5)**

The latest issue of *Boresight* is out. Here is a quick look inside:

- ◆ **Takom 1:35 M48A3** by Ron Hoague
- ◆ **MAFVA Nationals 2024** by Chuck Aleshire
- ◆ **It's All Safe for You Now!** By Tex Valadez



# Gifts of Christmas Past

Time to get cranking for our last quarterly/White Elephant Contest to be held at our December meeting on Dec 4<sup>th</sup>. In case you have forgotten what you received in our past Christmas parties, here are photos from:

2023:



2022:







2021:



2020:



# JOIN AMPS TODAY

**NAME:** \_\_\_\_\_

**ADDRESS:** \_\_\_\_\_

**CITY:** \_\_\_\_\_ **STATE:** \_\_\_\_\_

**ZIP CODE:** \_\_\_\_\_ **COUNTRY:** \_\_\_\_\_

**PHONE:** \_\_\_\_\_

**E-MAIL:**

<b>MEMBERSHIP TYPES</b>	<b>1 Year</b>	<b>2 Year</b>	<b>3 Year</b>
Regular U.S.	<input type="checkbox"/> (\$30)	<input type="checkbox"/> (\$55)	<input type="checkbox"/> (\$80)
Regular+All Printed Issues	<input type="checkbox"/> (\$55)	<input type="checkbox"/> (\$105)	<input type="checkbox"/> (\$155)
International	<input type="checkbox"/> (\$25)	<input type="checkbox"/> (\$45)	<input type="checkbox"/> (\$65)
Junior (17 or under)	<input type="checkbox"/> (\$15)	<input type="checkbox"/> (\$25)	<input type="checkbox"/> (\$35)
Family Membership	<input type="checkbox"/> ( \$ 5 )	<input type="checkbox"/> (\$10)	<input type="checkbox"/> (\$15)

Regular and Junior Memberships include a subscription to two printed issues *Boresight* magazine per year and all six online issues of *Boresight* magazine per year. Regular+All Printed Issues Membership includes a subscription to six printed issues of *Boresight* magazine per year as well as access to the same issues online. This is only available to members within the United States.


International Membership includes all benefits of a Regular membership except for printed issues of *Boresight*.

Family membership does not receive an individual printed copy of *Boresight*, but can enjoy the online version of *Boresight*.


To join using PayPal, visit AMPS website: [www.amps-armor.org](http://www.amps-armor.org)

AMPS also accepts payments by check and money order.

Send your membership dues and completed form to:



**AMPS**  
**Attn: Membership Dept**  
**P.O. BOX 807, 1140 THORN RUN ROAD**  
**MOON TOWNSHIP, PA 15108-9998**



## NEW ON THE BLOCK



What do you call a Tiger I that has a King Tiger turret? Answer: 45.02(H) Draft Blueprint w1461 (or simply Takom's latest 1/35<sup>th</sup> Paper Tiger Panzer!).



If you need figures to go with your 1/16<sup>th</sup> vehicles, check out these two new kits: Jason's Studio's M113 APC Crew & US Infantrymen and Gecko Models' "Desert Fox" (Erwin Rommel).



Two interesting 1/35<sup>th</sup> releases from ICM: WWII US Army Kitchen Truck (far left) and Universal Military Pod & M8A1 Landing Mat (left). The pod is particularly interesting as it was a special container developed for CH-54 Tarhe helicopter to transport infantry, wounded, and equipment.

### About Us

The Austin Armor Builders Society (AABS) started in 1999 when Don Jones, a member of the local IPMS chapter, decided "what a good idea to get out two nights a month, and on least one night talk tanks."



AABS is the first scale model club in Central Texas devoted solely to armor modeling. We don't build planes because they are just plain! Our passion is armored fighting vehicles and military figures. Subjects of our interest range from WWI, WWII, Korea, Vietnam, Middle East, to the most recent war in Ukraine.

At each monthly meeting, we talk tanks, swap kits, and share our building techniques. We also hold regular in-house model contests and organize out-of-town trips to museums and modeling events. Every odd-numbered year, AABS hosts the biggest armor modeling show that attracts some of the best armor modelers in the Lone Star as well as neighboring states.

Since inception AABS is a local chapter of Armor Modeling and Preservation Society (AMPS), a national organization dedicated to the promotion of scale modeling and armored vehicle preservation.

For more info, please visit [www.ampscntex.org](http://www.ampscntex.org)