



Sabot Away!



Newsletter of the Austin Armor Builders Society

August 2024



Inside this issue:

CALENDAR OF EVENTS	2
UPCOMING PROGRAM PRESENTATIONS AND NEWSLETTER ARTICLES	2
FROM THE TURRET	3
NEXT QUARTLY CONTEST THEME: MEDEVAC VEHICLE	3
AMPS BORESIGHT PREVIEW	5
TAMING A BRAILLE SCALE OBJECT (PART II)	6
JOIN AMPS TODAY	9
NEW ON THE BLOCK	10
ABOUT US	10

Non Slip For Your Kit

By Rick Herrington

So you're building a modern western tank (e.g. M1 Abrams or Merkava), and you want to replicate the non-slip surface applied to the upper surfaces. I'm going to share with you my method of creating 1/35th scale non-slip surface.

I reviewed several methods on YouTube and indeed there are several different products for producing non-slip surfaces. I settled on a method using **Loon Outdoors Hard Head Clear**, which is a clear tie flying cement that I picked up at Dick's, and

Chinchilla Dust Bath by All Living Things which I purchased at Petsmart.

(Continued on page 4)





CALENDAR OF EVENTS

- ◆ August 7 - AABS Club Meeting
- ◆ August 10 - Modeling Day with Bob Bethea & Friends, Shady Hollow Community Center, Austin
- ◆ September 4 - AABS Club Meeting
- ◆ September 14 - SuperCon 2024, Bob Duncan Community Center, Arlington
- ◆ October 2 - AABS Club Meeting



AABS Officers Feb 2023 – Jan 2025

Chris Chany, President
christopherchany@gmail.com

Bob Bethea, Vice-President
bobbethea@sbcglobal.net

Eric Choy, Treasurer
(512) 554-9595, aabsco@gmail.com

Ted Paone, Secretary
(512) 635-9516, theopaone@att.net

Eric Choy, Newsletter Editor
(512) 554-9595, aabsco@gmail.com

Joe Fisher, Webmaster
(512) 350-6936,
fisherjoe2014@gmail.com



Schedule of Upcoming Program Presentations and Newsletter Articles

Month	Program Presentation	Newsletter Article
January 2024	Chris Chany	Ted Paone
February	Bill Zych	Eric Choy
March‡	Bob Bethea	Kevin Hutchison
April	Mike Reeves	Stuart Wetterschneider
May	Mike Bird	Greg Beckman
June‡	Eric Choy	Mike Bird
July	* KIT AUCTION *	Bob Bethea
August	Rick Herrington	Rick Herrington
September‡	Martin Hebda	Martin Hebda
October	* KIT-SWAP NITE *	Craig Bland
November	Mike Maloney	Bill Menzie
December‡	Chris Chany	Chris Chany
January 2025	* OFFICER ELECTIONS *	Ted Paone

Here is a list of members who are responsible for providing articles for the newsletter and program presentation at our monthly meetings.

Please note any member may contribute as many articles as he wants any time. The purpose of this schedule is to ensure we have at least one article in the newsletter each month.

Prompt submission of your article is much appreciated. The deadline is always **11:59PM on the last Wednesday of the previous month** (e.g. Ted Paone's article for January 2024 is due on the last Wednesday of December 2023).

‡ Quarterly contest month



From the Turret


Welcome to the dog days of August! We'll get together at the same location at the same time 6:30pm for this month's festivities. Unfortunately, I will be at the National Model Railroad Association Convention in Long Beach, California. This year there are two interesting talks at the convention: one on the Cajon Pass bomb plant during WWII, and the other on helper operations over Cajon Pass during the war. Helper operations are when they add an extra locomotive (or two) to a train to help it get up a grade. During WWII most locomotives were steam powered, and that would mean a crew in each locomotive communicating to the others using whistle signals.

Getting back to military history, on August 7th 1942 the Guadalcanal landings took place. In under a year since Pearl Harbor, America and her Allies were on the offensive in the Pacific.

Rick Herrington has the program this month. He always gives a good talk. I will be upset since I won't be at the meeting.

Have an enjoyable rest of the summer and to quote The Happenings song: "I'll See You in September!"

Chris Chany
President



Next Quarterly Contest Theme:

Medevac Vehicle

The theme for our next quarterly contest in **September** is **Medevac Vehicle**. Any model of a vehicle with Red Cross/Red Crescent/Magen David Adom Magen (Hebrew: מגן דוד אדום)/Star of Life marking (all eras, all scales) is eligible to win the first-place prize of \$40 or the drawing of Border Model's new 1/35th StuG III Ausf.G Late Prod with full interior kit.



To enter in our in-house contest, you must be a member in good standing (i.e. You need to pay your 2024 dues!). There is no limit to how many models you enter as long as long as none of them has placed in our previous quarterly contests.



Sabot Away! The Newsletter of The Austin Armor Builders

August 2024 Page 4


(Continued from page 1)

The Hard Head Clear is easy to work with. It dries perfectly clear and has a brush applicator in the cap.




Usually I prime my models with Gloss Black. In this case I decided to do the non-slip surfaces first and then prime the model.

First, determine where you want the non-slip to appear and apply the clear cement.



Next, apply the Dust Bath. Shake off the excess or brush off with a paint brush. Let it dry for a couple of hours, and you're ready for paint.

I am happy with this method as it is simple, cheap and yields great results. Try it for yourself!!



MODELS PAINTS TOOLS ACCESSORIES ROCKETS



"Fantastic selection and old-school feel without rejecting the new. LionHeart Hobby has built a gem in Texas!" ~Andrew T.

VISIT OUR STORE 7 DAYS A WEEK!

5500 FM 2770

KYLE, TEXAS 78640

(512) 504-3404



SHOP WITH US!

lionhearthobby.com

**WE SHIP DAILY FROM
OUR OWN WAREHOUSE!**



FOLLOW US!

[@lionhearthobby](https://www.instagram.com/lionhearthobby)

TABLETOP GAMES

PUZZLES

CHESS

RPGS

CCGS

AMPS Boresight (Volume 32, Issue 4)

The latest issue of *Boresight* is out. Here is a quick look inside:

- ◆ AFV Club Husky Mk.III VMMD by Brian Eberle
- ◆ A Trip to Andy's Hobby HQ by Mike Petty
- ◆ British Behemoth: 1/35th FV214 Conqueror II by Dana Mathes





Taming a Braille Scale Object (Part II)

by Eric Choy

As with many of my modeling projects, they usually involve a long gestation period. This one is no exception. Part I of this article appeared back in November 2019 during the early days of Covid. I wrote about the construction of the 1/72nd Takom kit. Fast forward to April last year (2023), I finally finished painting the model along with the figures and the groundwork. However, another 15 more months went by before I sat down and wrote this Part II to conclude the original article!

A case of chronic procrastination? Yes, guilty as charged!!!

Painting, Decaling, and Beyond

Since the real Object 279 never entered production,

there is a lot of leeway on painting my model. I settled on a three-tone summer operation scheme as illustrated in MiniArt's T-54-1 instruction booklet:



Tamiya acrylics were used with the help of Silly Putty for masking.

Takom only provides two white numbers on the decal sheet. I liberated a Soviet Guards badge from my Revell's 1/72nd T-55A/AM (03304) kit and placed it on the cover of the turret's main IR searchlight.

Next, a pin-wash of Tamiya Panel Line Accent Colors (Dark Brown and Black) was applied to pick out the

fine details of the model. Highlights were painted on the raised surfaces and edges with acrylic paints. Weathering was kept to the minimum as I opted to depict my model in urban buildup areas. Hence only a light coat of dust was applied on the lower hull of the tank. Wear and tear on the track links were done with a silver Prismacolor pencil.

Figures

As mentioned in Part I, the figures in NBC gear came from Alex Miniatures. I also added a mother and her daughter from their "World Midnight - The Settlers" set (A09). All of the figures' faces are covered by gas masks, including the teddy bear the girl is holding! That makes painting a lot easier!




Painting "Braille" scale figures is a lot like painting gaming miniatures; you have to accentuate the shadows and highlights or your audience won't be able to see them. I mixed up various shades of "peppermint green" and "seafoam blue" for the soldiers to break up the uniformity of color. For the mother figure, I picked some brighter and livelier hues to show she is a civilian. In contrast, her daughter was in ragtag colors as she was too young to care.



Groundwork

I'm no expert on making creative groundwork, so I tend to purchase a commercial product and

customize it. The base is from White Stork Miniatures' 1/72nd "Asphalt Road." After test fitting the tank on the base, I added a section of highway guardrails from Pikestuff. Oddly, it works perfectly despite being in HO-scale!



The barricade is a combination of resin plastic barriers (again from White Stork Miniatures) and Hauler's photo-etched metal fences. To make things a bit more interesting, I downloaded, resized, and printed various Russian warning and stop signs and glued them onto the barriers.



Sabot Away!

The Newsletter of The Austin Armor Builders

August 2024

Page 8

For the "finale," I scratchbuilt a billboard with sheet styrene and items from my spare parts box. Again, the 1960s propaganda poster was sourced from the Internet. I believe the slogan says "Our Triumph in Space – Anthem to the Soviet State!"

Eric



Address

900 Lacy Drive, Leander, TX 78641

Contact

(512) 528-4226

info@thehobbyshoptx.com



Find all of your modeling needs in Leander!



Opening Hours

Monday - Friday: 10:00am - 6:00pm

Saturday: 10:00am - 8:00pm

Sunday: 11:00am - 4:00pm

JOIN AMPS TODAY

NAME: _____

ADDRESS: _____

CITY: _____ **STATE:** _____

ZIP CODE: _____ **COUNTRY:** _____

PHONE: _____

E-MAIL:

MEMBERSHIP TYPES	1 Year	2 Year	3 Year
Regular U.S.	<input type="checkbox"/> (\$30)	<input type="checkbox"/> (\$55)	<input type="checkbox"/> (\$80)
Regular+All Printed Issues	<input type="checkbox"/> (\$55)	<input type="checkbox"/> (\$105)	<input type="checkbox"/> (\$155)
International	<input type="checkbox"/> (\$25)	<input type="checkbox"/> (\$45)	<input type="checkbox"/> (\$65)
Junior (17 or under)	<input type="checkbox"/> (\$15)	<input type="checkbox"/> (\$25)	<input type="checkbox"/> (\$35)
Family Membership	<input type="checkbox"/> (\$ 5)	<input type="checkbox"/> (\$10)	<input type="checkbox"/> (\$15)

Regular and Junior Memberships include a subscription to two printed issues *Boresight* magazine per year and all six online

issues of *Boresight* magazine per year. Regular+All Printed Issues Membership includes a subscription to six printed issues of *Boresight* magazine per year as well as access to the same issues online. This is only available to members within the United States.

International Membership includes all benefits of a Regular membership except for printed issues of *Boresight*.

Family membership does not receive an individual printed copy of *Boresight*, but can enjoy the online version of *Boresight*.



To join using PayPal, visit AMPS website: ww.amps-armor.org

AMPS also accepts payments by check and money order.

Send your membership dues and completed form to:



NEW ON THE BLOCK



Another 1/16th armor from Das Werk! This time it's a Sd.Kfz.234/2 8-wheeled armored car "Puma."



Even Gecko Models is venturing into 1/16th scale now. Its latest release is the British Universal (Bren) Carrier Mk. II.



If you enjoy 1/72nd armor, don't miss Foreart M19 Twin 40mm GMC in Korean War setting.



Instead of following the trend of big-scale kits, Meng is going the other way! Just released is its M142 HIMARS in 1/72nd scale.

About Us

The Austin Armor Builders Society (AABS) started in 1999 when Don Jones, a member of the local IPMS chapter, decided "what a good idea to get out two nights a month, and on least one night talk tanks."

AABS is the first scale model club in Central Texas devoted solely to armor modeling. We don't build planes because they are just plain! Our passion is armored fighting vehicles and military figures. Subjects of our interest range from WWI, WWII, Korea, Vietnam, Middle East, to the most recent Gulf War conflicts.



At each monthly meeting, we talk tanks, swap kits, and share our building techniques. We also hold regular in-house model contests and organize out-of-town trips to museums and modeling events. Every odd-numbered year, AABS hosts the biggest armor modeling show that attracts some of the best armor modelers in the Lone Star as well as neighboring states.

Since inception AABS is a local chapter of Armor Modeling and Preservation Society (AMPS), a national organization dedicated to the promotion of scale modeling and armored vehicle preservation.

For more info, please visit www.ampscntex.org