



# Sabot Away!



Newsletter of the Austin Armor Builders Society

July 2023



### Inside this issue:

CALENDAR OF EVENTS	2
UPCOMING PROGRAM PRESENTATIONS AND NEWSLETTER ARTICLES	2
FROM THE TURRET	3
AMPS BORESIGHT PREVIEW	4
BOOK REVIEW	7
JOIN AMPS TODAY	9
NEW ON THE BLOCK	10
ABOUT US	10

## Reinventing the Wheel (Painting-wise)

By Mike Bird

The M142 High Mobility Artillery Rocket System (HIMARS) (see vehicle description on page 5) is currently in service with the U.S. Army, the Army National Guard, and most importantly U.S. Marine Corps, the subject of our IPMS Nats group build.

When it comes to model kits of the HIMARS, there are some 3D printed options in 1/72<sup>nd</sup> and 1/144<sup>th</sup> scales, but in 1/35<sup>th</sup> scale the 2018 Trumpeter kit is the only one in the market.



The Trumpeter kit is impressively detailed, offering a posable launcher and an interior which even includes a fun 35<sup>th</sup> scale keyboard at the operator's terminal. It should be noted that currently-deployed HIMARS have updated front armor, and the kit models the earlier version. I'm sure a

*(Continued on page 5)*



## CALENDAR OF EVENTS

- ◆ July 5 - AABS Club Meeting
- ◆ July 31 - AABS Club Meeting
- ◆ August 2 to 5 - IPMS/USA National Convention, San Marcos Convention Center, San Marcos
- ◆ September 6 - AABS Club Meeting
- ◆ September 9 - SuperCon 2023, Bob Duncan Community Center, Arlington
- ◆ September 16 - AMPS CENTEX Armor Expo 2023, Georgetown Community Center, Georgetown



### AABS Officers Feb 2023 – Jan 2025

**Chris Chany**, President  
christopherchany@gmail.com

**Bob Bethea**, Vice-President  
bobbethea@sbcglobal.net

**Eric Choy**, Treasurer  
(512) 554-9595, aabsco@gmail.com

**Ted Paone**, Secretary  
(512) 635-9516, theopaone@att.net

**Eric Choy**, Newsletter Editor  
(512) 554-9595, aabsco@gmail.com

**Joe Fisher**, Webmaster  
(512) 350-6936,  
fisherjoe2014@gmail.com



## Schedule of Upcoming Program Presentations and Newsletter Articles

Month	Program Presentation	Newsletter Article
January 2023	Officer Election	Mike Maloney
February	* Cancelled *	Eric Choy
March*	2023 Winterblitz Pix	Kevin Hutchison
April	Bob Bethea	Bob Bethea
May	Martin Hebda	Greg Beckman
June*	Eric Choy	Martin Hebda
July	* KIT AUCTION *	Mike Bird
August	Mike Maloney	Rick Herrington
September*	AMPS Judging Review	Mike Maloney
October	Bill Menzie	Craig Bland
November	Glen Stevens	Kevin Hutchison
December*	Bill Zych	Chris Chany
January 2024	Chris Chany	Ted Paone

Here is a list of members who are responsible for providing articles for the newsletter and program presentation at our monthly meetings.

Please note any member may contribute as many articles as he wants any time. The purpose of this schedule is to ensure we have at least one article in the newsletter each month.

Prompt submission of your article is much appreciated. The deadline is always **11:59PM on the last Wednesday of the previous month** (e.g. Mike Maloney's article for January is due on the last Wednesday of December).

\* Quarterly contest month



## *From the Turret*

**H**appy Independence Day! Two hundred forty-seven years ago, a group of men led by a bunch of Massachusetts radicals decided to start a revolution against the British colonial rule. Taking on the most powerful navy in the world and a professional and highly experienced army, “the embattled farmers” formed a new nation with a new form of government.

So this month is our annual kit auction. It has three purposes:

- 1) To help you reduced your stash
- 2) On the same night to increase your stash
- 3) To make some money for the club to offset the show expenses

The rules are simple: make sure all the parts decals and instructions are there; it is not started; it's a kit

that you would be happy to bid on. So cull your stash and bring some kits!

Also IPMS/USA Nats is coming soon. If your Marine Corp model is done, bring it in. See you at the library off Parmer and Amherst.

Have a happy and safe 4<sup>th</sup>!

**Chris Chany**  
President



## *Annual Kit Auction*

**T**he annual kit auction will be held at our next (July) meeting. This auction is our club's only fund raising activity. All monies collected go straight into the treasury for our biennial show and other club activities. To participate in this auction, please bring:

- A few unwanted kits in your collection that are complete and haven't been started.
- Your cash-filled wallet (or your checkbook).

Remember, your friends and fellow modelers will be bidding on these items. Be considerate and don't bring a kit that has missing parts or has been partially glued/painted!

# 2023 AMPS CENTEX ARMOR EXPO AN AMPS REGIONAL SHOW

**September 16<sup>th</sup>, 2023**

**Georgetown Community Center  
Georgetown, Texas**

For more info, visit:  
[www.austinamps.org](http://www.austinamps.org) -or-  
[www.ampscentex.org](http://www.ampscentex.org)

Contact show coordinator **Eric Choy**  
(email: [aabsco@gmail.com](mailto:aabsco@gmail.com))

*Show Theme:*


**U.S.M.C. Armor**



## AMPS Boresight (Volume 31, Issue 3)

The latest issue of *Boresight* is out. Here is a quick look inside:

- ♦ **AMPS 2023 International Convention Report** by Peter Espada
- ♦ **Skill Level Promotions & AMPS Masters Honor Roll**
- ♦ **Bestofs and Special Award Photos** by the Editor
- ♦ **2023 Medal Winners**
- ♦ **Show Season & Vendors** by John Rauscher
- ♦ **AMPS Local Chapter News & Upcoming Shows**





*The M142 High Mobility Artillery Rocket System (HIMARS) has risen to prominence recently as a vital part of the Ukrainian defense against the recent Russian invasion.*

*Lockheed Martin developed the HIMARS based on the U.S. Army's FMTV five-ton truck chassis, and designed it to use the same ammunition pod as the heavier M270 MLRS. However, the HIMARS's smaller size and weight mean it can be deployed quickly using C-130 or A400M aircraft, or beach landing craft.*

*The ammunition pods can carry six GMLRS (Guided Multiple Launch Rocket System) 227mm rockets with a range of over 50 miles, or a single ATACMS (Army Tactical Missile System) with a range of close to 200 miles. A key advantage of the HIMARS over less mobile options is its "scoot and shoot" capability (to use Lockheed's marketing term), meaning it can deploy, fire, relocate, and reload in a matter of minutes, making it difficult for enemy forces to target. As proof of this, a senior Defense Department official claimed that as of November 2022, none of the 20 HIMARS supplied to Ukraine by the U.S. had been destroyed in the five months of use.*



*(Continued from page 1)*

confident scratch-builder would have no issues updating this aspect of the kit, but I didn't attempt it!

I purchased the Def Model resin sagged wheel set to augment my kit. To paint them, I decided to try a technique that I recently learned on Michael Rinaldi's YouTube channel.




Typically when painting tires I would spray a single dark "rubber" color and then attempt to weather with enamels, oils, or pigments. Rinaldi's technique completely flips this process by first spraying the tire with your "dust" color before drybrushing on increasingly darker shades of gray.

To begin, I sprayed the tires with a light dust color mixed with Tamiya XF-57 Buff and XF-55 Deck Tan, attempting to match the enamel weathering product I plan to use on the rest of the vehicle later.



Once the dust layer had dried, I drybrushed each tire with AK Interactive AK11010 Medium Grey, followed by AK11018 Neutral Grey, and finally



AK11027 Rubber Black, making sure to cover less with each subsequent step. I was pleased with the texture achieved with this technique, and it didn't take much longer than my previous method.

Next time you've got some weathered tires to paint why not give this method a try!

**Mike**

*☞ The four stages of drybrushing.*

**MODELS PAINTS TOOLS ACCESSORIES ROCKETS**



"Fantastic selection and old-school feel without rejecting the new. LionHeart Hobby has built a gem in Texas!" ~Andrew T.

**VISIT OUR STORE 7 DAYS A WEEK!**

5500 FM 2770  
KYLE, TEXAS 78640  
(512) 504-3404



**SHOP WITH US!**

[lionhearthobby.com](http://lionhearthobby.com)

**WE SHIP DAILY FROM  
OUR OWN WAREHOUSE!**



**FOLLOW US!**

[@lionhearthobby](https://www.instagram.com/lionhearthobby)

**TABLETOP GAMES PUZZLES CHESS RPGS CCGS**

# Book Review

By The Editor



Lately I have been fascinated by *Operation Dynamo*, the evacuation of over 338,000 Allied soldiers from Dunkirk after Germany routed the British Expeditionary Force, French, and Belgian armies in Northern France in May 1940. I read books, watched movies, and I still crave for more! Last year I reviewed a book on the subject for *AMPS Boresight*, and just this week I found another title at my local Half Price Books. Here are two book reviews on Dunkirk in one sitting...

## Dunkirk 1940 Through A German Lens by Alan Ranger

Camera ON Series #3  
MMP Books, 2017  
Softcover, 88 pages  
MSRP: USD \$25

ISBN-13: 978-8365281722



Unlike other titles on Dunkirk that utilize materials from *Wehrmacht's Propaganda Kompanie*, the photos in this book were taken by regular German soldiers and have only recently become available from private collections. As the author **Alan Ranger** suggests, they certainly give us a fresh view different from what we used to see through the eyes of the German propagandists in Berlin.

Despite the lack of a table of contents, the photos in this book are organized in six sections:


1. Wrecked Allied warships and boats

2. Materiel left behind on Dunkirk beaches
3. Destruction of the city of Dunkirk and its inner harbor
4. Abandoned Allied armored and softskin vehicles
5. Destroyed Allied aircraft
6. British and French POWs

All photos are captioned and appear to be well researched. Only one map of Northern France and Flanders is provided. Unfortunately, it is a period German map with all the names of the cities and towns in German spellings!

As an eyewitness account of what happened at Dunkirk, this book fulfills its aim of showing the devastation of the Allied forces and the city itself. These images can certainly help us to get a sense of how dire the situation was 83 years ago. However, armor modelers looking for diorama ideas from this title will be somewhat disappointed; only eight pages are devoted to armor vehicles while there are over 26 pages of wrecked ships and boats!

Even though this is a title more suited for historians than modelers, I can still recommend it to anyone who is interested in the Dunkirk evacuation and the early success of Germany's Blitzkrieg during WWII.



## Dunkirk Evacuation Operation Dynamo Nine Days That Saved An Army

By **John Grehan &  
Alexander Nicoll**

Images of War Series  
Frontline Books, 2020  
Softcover, 166 pages  
MSRP: USD \$26.95

ISBN: 1526770350

This recent title by Grehan and Nicoll opens with an introduction that gives the reader a fairly detailed background info on why and how almost half-a-million Allied troops were trapped on



# Sabot Away!

The Newsletter of The Austin Armor Builders

July 2023 Page 8

the Flanders coast by the invading German armies. The rest of the book is a day-by-day pictorial account (nine chapters for nine days) of the evacuation plus one chapter on the aftermath. All of the photos are arranged chronologically (to my best knowledge) which correspond to what happened on each day of *Operation Dynamo*.

Similar to Alan Ranger's work, the photos in this book are not sourced from the usual wartime archives (e.g. Imperial War Museum or *Wehrmacht's Propaganda Kompanie*) but from the authors' own collections and Historic Military Press archive. Much effort has been spent on identifying objects/people in the photos as most captions contain not just one or two sentences but a whole paragraph worth of information. There are lots of "in-action" shots, but very few are AFV related.

Of particular interest are photos at different angles of the improvised piers that enabled troops to get out into deeper water to reach larger boats. They were built by simply driving trucks full of sandbags and other heavy objects onto the beaches. Once there, the tires were slashed (to stop the trucks from moving when the tide came in), and wood planks were lashed to the roofs to allow soldiers to walk on. Even handrails were laid out along the piers' length! There are plenty of shots of these temporary jetties during low and high tides. Modelers interested in replicating one in a diorama setting will find these photos very helpful.

The authors also made efforts to identify the pilots and squadrons they belonged to from the wreckage of RAF Spitfire and Hurricane that landed wheel-down on the beaches. Some were downed by German anti-aircraft firing on the ground, but most were damaged in aerial combats with *Luftwaffe's* Bf.109s while providing protection for the ships. It was no easy task as most aircrafts were set ablaze to prevent being fallen into the hands of the enemy.

In addition, this book includes quite a few wide-angled shots from afar to give the reader a sense of the scale of the operation and how impossible the task was to rescue so many soldiers on the beaches. Short of a miracle, the Allies expected at best only 55,000 could be evacuated. By the end of the ninth day, over 338,000 reached Britain! It was truly a miracle indeed.

In the final chapter, *the Aftermath*, the reader will find photos of British soft-skin vehicles, Universal Carriers, and light tanks left behind on the beaches and in the Dunkirk surrounding areas. AFV modelers will definitely be delighted and be able to find inspiration for their next projects.

This is by far one of the best pictorial references on *Operation Dynamo*. Highly recommended.

**Editor**



### Address

900 Lacy Drive, Leander, TX 78641

### Contact

(512) 528-4226

[info@thehobbyshoptx.com](mailto:info@thehobbyshoptx.com)



**Find all of your modeling needs in Leander!**



### Opening Hours

Monday - Friday: 10:00am - 6:00pm

Saturday: 10:00am - 8:00pm

Sunday: 11:00am - 4:00pm



# JOIN AMPS TODAY

**NAME:** \_\_\_\_\_

**ADDRESS:** \_\_\_\_\_

**CITY:** \_\_\_\_\_ **STATE:** \_\_\_\_\_

**ZIP CODE:** \_\_\_\_\_ **COUNTRY:** \_\_\_\_\_

**PHONE:** \_\_\_\_\_

**E-MAIL:** \_\_\_\_\_

<b>MEMBERSHIP TYPES</b>	<b>1 Year</b>	<b>2 Year</b>	<b>3 Year</b>
Regular U.S.	<input type="checkbox"/> (\$30)	<input type="checkbox"/> (\$55)	<input type="checkbox"/> (\$80)
Regular Canada/Mexico	<input type="checkbox"/> (\$35)	<input type="checkbox"/> (\$65)	<input type="checkbox"/> (\$95)
Regular Rest of the World	<input type="checkbox"/> (\$40)	<input type="checkbox"/> (\$75)	<input type="checkbox"/> (\$110)
Junior (17 or under)	<input type="checkbox"/> (\$15)	<input type="checkbox"/> (\$30)	<input type="checkbox"/> (\$45)
Family Member*	<input type="checkbox"/> ( \$ 5 )	<input type="checkbox"/> (\$10)	<input type="checkbox"/> (\$15)

\*For anyone living at the same address with a regular active member. Family member DOES NOT receive an individual copy of *Boresight* but enjoy vendor discounts, website access, and can enter in the national competition as long as he/she is accompanied by the regular active member.

**IF PAYING BY CHECK OR MONEY ORDER SEND YOUR MEMBERSHIP DUES AND COMPLETED FORM TO:**

**AMPS**

**ATTN: MEMBERSHIP DEPT.**

**P.O. BOX 807, 1140 THORN RUN ROAD  
MOON TOWNSHIP, PA 15108-9998**



All payments must be made in U.S. funds. **AMPS** accepts payments by check and money order, as well as PayPal. To join using PayPal, just visit the **AMPS** website:

[www.amps-armor.org](http://www.amps-armor.org)

# NEW ON THE BLOCK



Border Model is doing figures now? Its new set of 1/35<sup>th</sup> WWII Soviet Tank Desant Troops sure look very nice.



Now that's something you don't see every day... an IJA Tiger tank in 1/35<sup>th</sup> scale! The Japanese government did procure a Tiger I from the Germans during WWII but was unable to ship it to Japan. In 1944, it was "loaned" back for use by German forces.



Miniart also released a Teutonic version of tank desant troops in 1/35<sup>th</sup>: German Tank Riders in Winter Uniform 1944-45.

## About Us

The Austin Armor Builders Society (AABS) started in 1999 when Don Jones, a member of the local IPMS chapter, decided "what a good idea to get out two nights a month, and on at least one night talk tanks."



AABS is the first scale model club in Central Texas devoted solely to armor modeling. We don't build planes because they are just plain! Our passion is armored fighting vehicles and military figures. Subjects of our interest range from WWI, WWII, Korea, Vietnam, Middle East, to the most recent Gulf War conflicts.

At each monthly meeting, we talk tanks, swap kits, and share our building techniques. We also hold regular in-house model contests and organize out-of-town trips to museums and modeling events. Every odd-numbered year, AABS hosts the biggest armor modeling show that attracts some of the best armor modelers in the Lone Star as well as neighboring states.

Since inception AABS is a local chapter of Armor Modeling and Preservation Society (AMPS), a national organization dedicated to the promotion of scale modeling and armored vehicle preservation.

For more info, please visit [www.austinamps.org](http://www.austinamps.org)