



# Sabot Away!



Newsletter of the Austin Armor Builders Society

May 2023



## Слава Україні!

## Glory to The Heroes!

by **Greg Beckman**

**L**ike many other modelers, I've been following various Facebook groups related to the ongoing war in Ukraine where there is an unending stream of photos of Soviet-era military vehicles used by both Russians and Ukrainians that can provide ample inspiration to modeling.

I stumbled upon a Getty Images photo of a Ukrainian BMP-1 (below) resting in



front of house. This was ideal for me as I have wanted to build an Ukrainian BMP-1 Infantry fighting vehicle with white crosses. All I needed was a suitable kit. For the house, I had a sheet of AK Carving Foam that I have been wanting to try out.

I went with the Trumpeter BMP-1 kit along with a SP Designs BMP-1 update set (#280). This update set addresses issues with the base kit. Two of the most prominent issues with the kit are a lack of a fuel tank port/cap and the under-detailed snorkel. Both are provided as replacements in the

*(Continued on page 5)*

### Inside this issue:

|  |    |
|--|----|
| CALENDAR OF EVENTS                                     | 2  |
| UPCOMING PROGRAM PRESENTATIONS AND NEWSLETTER ARTICLES | 2  |
| FROM THE TURRET  | 3  |
| AMPS BORESIGHT PREVIEW                                 | 7  |
| AMPS 2023 INT'L CONVENTION                             | 8  |
| OKC METROCON 2023                                      | 9  |
| JOIN AMPS TODAY  | 10 |
| NEW ON THE BLOCK                                       | 11 |
| ABOUT US   | 11 |



## CALENDAR OF EVENTS

- ◆ **May 3 - AABS Club Meeting**
- ◆ **May 4 to 6 - 2023 AMPS International Convention, Camp Hill, PA**
- ◆ **May 6 - Modelmania 2023, Stafford Center, Stafford**
- ◆ **June 3 - Scalefest 2023, Grapevine Convention Center, Grapevine**
- ◆ **June 7 - AABS Club Meeting**
- ◆ **June 17 - OKC MetroCon 2023, Council Road Baptist Church, Bethany, OK**
- ◆ **July 5 - AABS Club Meeting**



### AABS Officers Feb 2023 – Jan 2025

**Chris Chany**, President  
christopherchany@gmail.com

**Bob Bethea**, Vice-President  
bobbethea@sbcglobal.net

**Eric Choy**, Treasurer  
(512) 554-9595, aabsco@gmail.com

**Ted Paone**, Secretary  
(512) 635-9516, theopaone@att.net

**Eric Choy**, Newsletter Editor  
(512) 554-9595, aabsco@gmail.com

**Joe Fisher**, Webmaster  
(512) 350-6936,  
fisherjoe2014@gmail.com



## Schedule of Upcoming Program Presentations and Newsletter Articles

| Month        | Program Presentation | Newsletter Article |
|--------------|----------------------|--------------------|
| January 2023 | Officer Election     | Mike Maloney       |
| February     | * Cancelled *        | Eric Choy          |
| March*       | 2023 Winterblitz Pix | Kevin Hutchison    |
| April        | Bob Bethea           | Bob Bethea         |
| May          | Martin Hebda         | Greg Beckman       |
| June*        | Eric Choy            | Martin Hebda       |
| July         | * KIT AUCTION *      | Mike Bird          |
| August       | Mike Maloney         | Rick Herrington    |
| September*   | AMPS Judging Review  | Mike Maloney       |
| October      | Bill Menzie          | Craig Bland        |
| November     | Glen Stevens         | Kevin Hutchison    |
| December*    | Bill Zych            | Chris Chany        |
| January 2024 | Chris Chany          | Ted Paone          |

Here is a list of members who are responsible for providing articles for the newsletter and program presentation at our monthly meetings.

Please note any member may contribute as many articles as he wants any time. The purpose of this schedule is to ensure we have at least one article in the newsletter each month.

Prompt submission of your article is much appreciated. The deadline is always **11:59PM on the last Wednesday of the previous month** (e.g. Mike Maloney's article for January is due on the last Wednesday of December).

\* Quarterly contest month



## *From the Turret*

**G**reetings and Greetings and Salutations! This month we have three dates that relate to the Armed Forces:

**Armed Forces Day** is celebrated this year on the 17<sup>th</sup> of May. It was established on August 31, 1949 by Secretary of Defense Louis Johnson as a single holiday for citizens to come together and thank our military members for their service and support of our country. The single day celebration stemmed from the unification of the armed forces under the Department of Defense.

Armed Forces Day is used to celebrate currently-serving military personnel of all branches, not veterans or military members who have passed. When the day was first established, then-President Truman announced its creation by stating:

*Armed Forces Day, Saturday, May 20, 1950, marks the first combined demonstration by America's defense team of its progress, under the National Security Act, towards the goal of readiness for any eventuality. It is the first parade of preparedness by the unified forces of our land, sea, and air defense.*

In New York City when I was growing up, there was always a huge parade on 5<sup>th</sup> Avenue celebrating Armed Forces Day. Many military marching units including the Cadets from West Point and soldiers from the First Army Headquarters stationed at Governor's Island participated in the parade. In 1963, 10,000 marchers participated. There were numerous types of military equipment, including

artillery pieces, tanks, aircraft (Mayor Koch in the cockpit of an F-16) and even a Polaris missile!



When I first moved to Texas, I was expecting the same type of celebration at Camp Mabry on Armed Forces Day, not realizing that Texas's big celebration is the Texas Military Forces Day and Muster Day which are celebrated a month earlier.



May 29<sup>th</sup> is **Memorial Day** honoring service members who have died in military service to the nation. Its origin can be traced back to Waterloo, NY on May 3, 1866 where a city-wide "Decoration Day" was held to encourage citizens to decorate soldiers' graves with flags and flowers. In 1868, General John A. Logan declared that May 30<sup>th</sup> would be the first ever National Decoration Day as it was a neutral date to both the North and the South. On May 20, 1868, 5,000 participants decorated the graves of Union and Confederate soldiers at Arlington National Cemetery.

The name slowly transitioned from being called Decoration Day to Memorial Day. In 1968, Congress

*(Continued on page 4)*

# Sabot Away!

The Newsletter of The Austin Armor Builders

May 2023

Page 4

(Continued from page 3)

passed the Uniform Monday Holiday Act which set the date for Memorial Day as the last Monday in May. The American flag is flown at half-staff until 12 noon and then raised briskly for the rest of the day.



Lastly, May 1<sup>st</sup> is **May Day** (or International Workers Day.) During the Cold War, it was always the day for the Soviet Union to “reveal” their latest military hardware. Eight days later is Victory Day when the U.S.S.R. celebrated its defeat of Nazi Germany.

This month the business part of the meeting should be pretty brief because Eric and Bob will not be in attendance. They will be heading to Camp Hill, PA for this year’s AMPS International Convention. Martin Hebda will be giving this month’s presentation of armor photos that he took at Cantigny Park outside of Chicago, IL.

See you all at the meeting!

**Chris Chany**  
President

MODELS PAINTS TOOLS ACCESSORIES ROCKETS



"Fantastic selection and old-school feel without rejecting the new. LionHeart Hobby has built a gem in Texas!" ~Andrew T.

**VISIT OUR STORE 7 DAYS A WEEK!**

5500 FM 2770  
KYLE, TEXAS 78640  
(512) 504-3404



**SHOP WITH US!**

lionhearthobby.com

**WE SHIP DAILY FROM  
OUR OWN WAREHOUSE!**



**FOLLOW US!**

@lionhearthobby

TABLETOP GAMES PUZZLES CHESS RPGS CCGS




*(Continued from page 1)*

update set, along with a better turret, correct infantry hatches, and improved rear infantry doors.

## Construction

The Trumpeter kit went together without any significant issues, although special attention was needed to eliminate the seam at the front of the hull that meets the hull top. Putty, prime, wet sand, repeat until you are satisfied.

You will also need to widen the turret opening on the hull top to accommodate the resin turret from SP Design. I used a new #11 X-Acto blade to widen the opening. Trim and test repeatedly until the updated turret fits.



When applying the anti-radiation cladding to the turret, I would advise texturing it to improve its appearance. All the up-close pictures I have seen show texture and overall ill-fitting of the cladding on the turret.

## Painting & Weathering

After construction, I primed the model with Tamiya gray primer to seal the brass and resin parts. On most photos of weathered BMP-1s, you will see that the track fenders are aluminum. I sprayed the track fenders in Vallejo Semi Matt Aluminum and sealed it with VMS varnish HD topcoat. Once fully dried, I sprayed on an inexpensive hairspray in two light coats. During the weathering process, I removed some of the base coat with water to reveal the aluminum underneath to replicate battlefield wear and tear.


It was now time to move on to my trusty Russian Green, Tamiya Field Grey (XF-65), applied via an airbrush. To desaturate the paint, I added Yellow Green (XF-4) to the XF-65 and applied a mottled overspray. Once thoroughly dried, I started to weather the paint with AK Sepia Paneliner on all



seams on the upper hull. To add mud/dirt to the lower hull, I mixed Vallejo Russian Mud with MIG Gulf War sand pigments and liberally applied to the lower hull. After that had dried, I used AK's Light Dust Deposits (AK4062) to add a general dirt/dust coating to the lower hull.

## Figures

Most photos of Ukrainian BMP show infantrymen riding on the back of the vehicles. I found three suitable candidates that could be converted to Ukrainian infantry. They are resin figures from Ant Miniatures (35-28, 35-44, and 35-320), all represent Speznaz of the FSB. All I had to do was grind off their helmets and replace with suitable resin modern helmets.



I made a fourth infantryman from Zvezda's Russian Special Forces Fire support team (#3570). I replaced the head with a resin item that had a modern helmet. I also added a tank commander from Djiti's Production (#35081).

I wanted to have cheering Ukrainian civilians in front of the house waving flags at the passing BMP. I found the suitable figures from an ancient Preiser figure set (#64002). The set represents surrendering civilians in Berlin at the end of WWII waving white flags. These easily changed to blue and yellow Ukrainian flags.



## Groundwork



To start the house, I unwrapped the AK Carving Foam, and it immediately separated into three pieces. Sigh! I grabbed my wood glue and repaired the breakage. After the glue dried, I fitted windows frames taken from Miniart's Building Accessory set. While cutting out the openings, the foam broke several more times! I do not know if I got a defective product or what, but this stuff is fragile.

I had intended to carve bricks on the entire surface but decided to forgo that and only did about half the surface in bricks. After priming and sealing the foam a number of times, it stiffened up, and I was able to finish it with paint and a corrugated metal roof.

I cut out a foam base, applied balsa wood to the sides, and affixed the house with wood glue. For ground coverage, I used VMS Smart Mud, airbrushed it with an earth color, and added static grass with a couple paper plants. The metal fence came from the same Miniart Building Accessory set that I used for the windows on the house.



With the base completed, I added the waving civilians, glued the BMP-1 to the base, and called it done.

**Greg**




## AMPS Boresight (Volume 31, Issue 2)


The latest issue of *Boresight* is out. Here is a quick look inside:

- ♦ **IS-7 Tank** by Eric Reinert
- ♦ **A Siege Gun Challenge** by Bob Bethea
- ♦ **AMPS 2023 International Convention Update** by Peter Espada
- ♦ **Americans in Wartime Experience 2022 Open House** by Thomas Dinackus
- ♦ **About Flaking Time!** by The Editor
- ♦ **Book Review: Weathering Pencil Techniques** by The Editor
- ♦ **Know Your Officer**
- ♦ **AMPS Local Chapter News & Upcoming Shows**





# AMPS 2023 INTERNATIONAL CONVENTION



## The Pacific


## Armor From 1940 – 2023

May 4<sup>th</sup> – 6<sup>th</sup> Penn Harris Hotel

1150 Camp Hill Bypass, Camp Hill, PA

*Join Us To Celebrate Our 30<sup>th</sup> Anniversary!*





**Address**

900 Lacy Drive, Leander, TX 78641

**Contact**

(512) 528-4226

[info@thehobbyshoptx.com](mailto:info@thehobbyshoptx.com)

**Find all of your modeling  
needs in Leander!**

**Opening Hours**

Monday - Friday: 10:00am - 6:00pm

Saturday: 10:00am - 8:00pm

Sunday: 11:00am - 4:00pm



**IPMS METRO OKLAHOMA CITY**

**In association with SOONER AMPS**

**Presents**

**OKCMetroCon 2023**

**Saturday, June 17th, 2023 9am-4pm**

**Council Road Baptist Church**

**Building is named "The Cube" north of main church building  
7903 NW 30th Bethany, OK 73008**

**Theme:**

**"Call Of TheWild"**

Any subject associated with being Officially Named after an animal. Example:P-51 Mustang, Ford Mustang, Tiger Tank, Panther Tank, Ford Cougar etc.

# JOIN AMPS TODAY

**NAME:** \_\_\_\_\_

**ADDRESS:** \_\_\_\_\_

**CITY:** \_\_\_\_\_ **STATE:** \_\_\_\_\_

**ZIP CODE:** \_\_\_\_\_ **COUNTRY:** \_\_\_\_\_

**PHONE:** \_\_\_\_\_

**E-MAIL:** \_\_\_\_\_

| <b>MEMBERSHIP TYPES</b>   | <b>1 Year</b>                     | <b>2 Year</b>                   | <b>3 Year</b>                    |
|---------------------------|-----------------------------------|---------------------------------|----------------------------------|
| Regular U.S.              | <input type="checkbox"/> (\$30)   | <input type="checkbox"/> (\$55) | <input type="checkbox"/> (\$80)  |
| Regular Canada/Mexico     | <input type="checkbox"/> (\$35)   | <input type="checkbox"/> (\$65) | <input type="checkbox"/> (\$95)  |
| Regular Rest of the World | <input type="checkbox"/> (\$40)   | <input type="checkbox"/> (\$75) | <input type="checkbox"/> (\$110) |
| Junior (17 or under)      | <input type="checkbox"/> (\$15)   | <input type="checkbox"/> (\$30) | <input type="checkbox"/> (\$45)  |
| Family Member*            | <input type="checkbox"/> ( \$ 5 ) | <input type="checkbox"/> (\$10) | <input type="checkbox"/> (\$15)  |

\*For anyone living at the same address with a regular active member. Family member DOES NOT receive an individual copy of *Boresight* but enjoy vendor discounts, website access, and can enter in the national competition as long as he/she is accompanied by the regular active member.

**IF PAYING BY CHECK OR MONEY ORDER SEND YOUR MEMBERSHIP DUES AND COMPLETED FORM TO:**



**AMPS**  
ATTN: MEMBERSHIP DEPT.  
**P.O. BOX 807, 1140 THORN RUN ROAD**  
**MOON TOWNSHIP, PA 15108-9998**



All payments must be made in U.S. funds. **AMPS** accepts payments by check and money order, as well as PayPal. To join using PayPal, just visit the **AMPS** website:

[www.amps-armor.org](http://www.amps-armor.org)

# New On The Block



Here's a kit I thought it would never be made in 1/16<sup>th</sup> scale... an M50 Ontos! We have to thank Takom for that.



Also new in 1/16<sup>th</sup> is SOL's WWII SAS "raider" in North Africa. Is it just me or does he look kinda like a young Kris Kristofferson?



If you like modern British vehicles, don't miss out on Hobby Boss' latest 1/35<sup>th</sup> Scammell Commander with 62t Crane Frehauf Semi-trailer. Capable of hauling a Chieftain or Challenger tank, it saw service with BAOR in

West Germany (1984-94) and was used in the first Gulf War.



Oh, my! More 1/35<sup>th</sup> T55s? RFM has just released not one but two kits: a T-55A model 1981

and a T-55AMD (photo here). I have a feeling more will be on the way!

## About Us

The Austin Armor Builders Society (AABS) started in 1999 when Don Jones, a member of the local IPMS chapter, decided "what a good idea to get out two nights a month, and on at least one night talk tanks."



AABS is the first scale model club in Central Texas devoted solely to armor modeling. We don't build planes because they are just plain! Our passion is armored fighting vehicles and military figures. Subject of our interest ranges from WWI, WWII, Korea, Vietnam, Middle East, to the most recent Gulf War conflicts.

At each monthly meeting, we talk tanks, swap kits, and share our building techniques. We also hold regular in-house model contests and organize out-of-town trips to museums and modeling events. Every odd-numbered year AABS hosts the biggest armor modeling show that attracts some of the best armor modelers in the Lone Star as well as neighboring states.

Since inception AABS is a local chapter of Armor Modeling and Preservation Society (AMPS), a national organization dedicated to the promotion of scale modeling and armored vehicle preservation.

For more info, please visit [www.austinamps.org](http://www.austinamps.org)