




Sabot Away!



Newsletter of the Austin Armor Builders Society

April 2021



Inside this issue:

CALENDAR OF EVENTS	2
UPCOMING PROGRAM PRESENTATIONS AND NEWSLETTER ARTICLES	2
FROM THE TURRET	3
TANK IN FOCUS: CENTURION TANK	4
BORESIGHT PREVIEW	7
AMPS 2021 RESCHEDULED TO APRIL 7-9, 2022	8
2021 1ST QUARTERLY CONTEST WINNERS	10
MEMBERS SHOW & TELL	11
2021 AMPS CENTEX ARMOR EXPO	13
JOIN AMPS TODAY	14
NEW ON THE BLOCK	15
ABOUT US	15

How to Paint the Face of a 1/35th Figure

by Ian Candler

Over the last couple of years, I have admittedly been slacking in my armor builds. Instead, I focused on painting figures. I've made videos and have been fortunate to be able to assist in Andrea Miniature workshops but I've yet to put into a clear and concise article until now. For this I will be using Alpine Miniatures' British AFV Crew #1 (#35178).

After the figure was assembled, Brite-Touch Gray Primer (available at most automotive parts stores) was used to prepare for paint. It's



an awesome stuff: it dries in 15 minutes and is super smooth.

Starting with the eyes is key for me. Utilizing Vallejo's Light Flesh, I fill in the eye socket. Using pure black, I draw in the pupil then pull a line across the top of the eyelid. Another way to do this is to paint the socket black then tap in the Light Flesh. Personally I've found this useful on days when my shakes are trying to keep me from painting.



(Continued on page 6)



CALENDAR OF EVENTS

- ◆ ~~April 7~~ - AABS Club Meeting **CANCELLED**
- ◆ ~~April 29 to May 1~~ - AMPS Int'l Convention, Newport News, VA **POSTPONED** (see page 8 for more details)
- ◆ ~~May 5~~ - AABS Club Meeting **CANCELLED**
- ◆ **May 8** - Modelmania 2021, Stafford Center, Stafford, TX
- ◆ **June 2** - AABS Club Meeting & Modeling Day
- ◆ **June 12** - OKC MetroCon 2021, Council Road Baptist Church, Bethany, OK



AABS Officers Jan 2021 – Dec 2022

Ted Andreas, Jr., President
tedandreas1@yahoo.com

Chris Chany, Vice-President
christopherchany@gmail.com

Eric Choy, Treasurer
(512) 554-9595, aabsco@gmail.com

Ted Paone, Secretary
(512) 635-9516, theopaone@att.net

Eric Choy, Newsletter Editor
(512) 554-9595, aabsco@gmail.com

Joe Fisher, Webmaster
(512) 350-6936,
fisherjoe2014@gmail.com



Schedule of Upcoming Program Presentations and Newsletter Articles

Month	Program Presentation	Newsletter Article
January 2021	N/A	Aaron Smischney
February	N/A	Eric Choy
March*	N/A	Greg Beckman
April	N/A	Ian Candler
May	N/A	Ted Paone
June*	TBA	Bob Bethea
July	TBA	Chris Chany
August	TBA	Mike Maloney
September*	TBA	Kevin Hutchison
October	TBA	Joe Fisher
November	TBA	Ted Andreas, Jr.
December*	TBA	Dane Sherry
January 2022	TBA	Rick Herrington

Here is a list of members who are responsible for providing articles for the newsletter and program presentation at our monthly meetings.

Please note any member may contribute as many articles as he wants any time. The purpose of this schedule is to ensure we have at least one article in the newsletter each month.

Prompt submission of your article is much appreciated. The deadline is always **11:59PM on the last Wednesday of the previous month** (e.g. Eric Choy's article for February is due on the last Wednesday of January).

* Quarterly contest month



From the Turret

Greetings! It was great to have a club meeting in March at the Wingate Hotel & Conference Center in Round Rock. We plan to gather again in June at **Kevin Hutchison** and **Terri Couteau's** business place at Smithville. It will be a meeting, a lunch, and a chance for all attending to make a club t-shirt. More info will be posted in the newsletter as the meeting day gets closer.

In our March meeting, we held our first quarterly contest of 2021. Bob Bethea won first place. Greg Beckman placed second while Ted Andreas came in third (see results on page 10). We'll be putting together our T-54/55 models for a group entry in IPMS Houston's *Modelmania* to be held in May.

We also voted to amend our club's bylaws at the meeting. Our treasurer informed us that in order to obtain our non-profit status, the club needed to have a plan for the distribution of club funds in the event of dissolution. If that were to occur, we would donate the remaining of our assets to a 501(c) charitable organization TBD at such time.



In-action photo taken at our March meeting.

The preparation of our upcoming show in September is moving along. We still have some Best-ofs and special awards available for anyone who would like to sponsor them. Anyone interested can contact Eric Choy, our show coordinator, for more info.

In other news, AMPS 2021 election results are out. Our **Bob Bethea** won the position of **2nd VP Central US Region** and now joins the ranks of the executive board of AMPS. Congratulations, Bob!

Well I hope we can get more members to attend the next meeting. In the meantime, keep building and painting. Thanks for making AABS one of the best modeling clubs in the nation.

Ted Andreas, Jr.
President



Still haven't sent us your AABS dues (**\$12**)? We have ways to make your *arrears* disappear! It'll hurt less if you pay now... We accept cash, check, money order, or PayPal (payaabs@gmail.com). For those who prefer to make a mail-in payment, our treasurer's address is:

Eric Choy
13213 Marrero Drive
Austin TX 78729

Please **DO NOT** send cash by mail. Be sure your check or money order is made payable to **Austin Armor Builders Society** (or **AABS**).



Centurion Tank

The featured tank for this month is the British Centurion tank. In the past several months I have been working on a model of an IDF Centurion (Sho't) from the Yom Kippur War of 1973. I have almost finished with a Korean War Centurion (see page 11) and have started an Australian Vietnam War Centurion model. All are AFV Club kits. Yes, I am a glutton for punishment, but I really like the tank and its legacy.

The British Centurion was being developed during World War Two. The Brits were having a hard go of it against German armor, not to mention the use of the 88mm FlaK gun in an anti-tank role. And as the Tiger and Panther tanks started appearing on the battlefield, the need for better tanks was painfully apparent.

Centurions first appeared in 1945 but were too late to be used in WWII. Between 1946 and 1962, 4,423 Centurions were produced. Many would later be converted to Armored Recovery Vehicles or Armored Personnel Carriers once they were obsolete for service as a main battle tank.

The Centurion Mk.IIIs were deployed to Korea with the 8th King's Royal Irish Hussars in late 1950. They enjoyed great success in the Korean War in both offensive and defensive roles.



During the 1965 Indo-Pakistani War, Centurions Mk.7s operated by the Indian Army totally outfought M47 and M48 Patton tanks operated by Pakistan. After action analysis concluded the Centurion was a much better tank than either of the mentioned Patton tanks.



An Indian Centurion tank during the Indo-Pakistani War of 1971.

During the Vietnam War the Australians operated Centurion Mk.Vs as infantry support tanks. They proved their worth just in their ability to push through heavy vegetation that often limited the use of American made M113 APCs. In Vietnam, the armored side skirts were removed by the Australians because of mud and vegetation issues.



Israeli Sho't (modified Centurions) gained fame during the Six Day War of 1967 and the Yom Kippur War of 1973. In one battle during the Yom Kippur War, approximately 125 Sho't tanks soundly

defeated a Syrian force fielding over 500 T-55 and T-62 tanks.



Centurion Mk.V AVRE at the Mutla Pass, Basra Highroad the gateway to Kuwait City at the end of the first Gulf War.

During its service life, numerous nations have used the Centurion in their armored forces. Sweden is just one example, as depicted in the picture below.



An IDF Sho't tank in a memorial near the Valley of Tears, Golan Heights.



A Swedish Army Centurion.

By the 1980s however, the Centurion was becoming outclassed and obsolete. The British Army had already replaced the Centurion with the Chieftain tank, which in turn has been replaced by the Challenger series of main battle tanks. However, during the first Gulf War (1990), Centurion Mk.Vs modified to serve as armored recovery vehicles were still in use and deployed by the Royal Engineers.

In conclusion, the Centurion was an awesome tank during its heyday. During the 1950s and 1960s, it completely outclassed its contemporary opponents. In combat, it gained a solid reputation for its ability to destroy the enemy and to withstand heavy punishment.

Ted

(Continued from page 1)

There are many ways to approach flesh tones. My preferred method is to start with the mid tone then work up to the highlights. This makes it easier when applying the shadows. Also, you can decide how much contrast you would like to push. I like a lot of contrast, but some modelers may prefer a toned down look.

To create my first mid-tone, I mix Pink-Flesh, Burnt Flesh, Moss Green, and a small touch of Violet. Violet is a very strong pigment, so adding a small amount at a time is suggested.



While I've read that you want to thin the paint to a milk-like consistency, I always wonder "What kind of milk?"! Using the end of the paint brush to add drops of water, I stir the mixture until the paint starts to pull in on itself. Play with this because it's really kinda cool to see the paint changes consistency.



Once the base coat of mid-tone is done, the first highlights is added. It is imperative at this point to slowly add to the base mix essentially blending as you go. Vallejo Sunny Skin Tone is one of my go-to paints for just about everything not just flesh. Each

time you add a highlight, you want to decrease the area of the application.



Vallejo's basic Flesh is now applied. This is when you should start to see "The Glow!" For me, things start to get exciting because the previous layers can seem a daunting task. This is when the highlights really take shape.





Once you are satisfied with highlights, it's time to move into shadows and "blood flow" to the figure. At this point the figure's flesh is kinda monotone. Using controlled thin layers of paint, I outline the face. Colors used in this mix are violet and Burnt Skin. Another great option is Vallejo's Cav Brown.

Depending on how much contrast you prefer, adding black helps. These layers of acrylic paint are super thin and may need several applications for a smooth finish.

Inks have become one of my favorite tools in my paint rack. They are great for adding color to our normally drab acrylics. Scale75, Andrea, and Liquitex all make great ink products that are water based and mix really well together. The inks might create a shine, but this is easily fixed with a matte medium or varnish mixed in. Be careful though as it could create a build up of latex, so use sparingly.



For this example I used Black and "Inktense Crimson" from Scale75. The Beret and hairline are also painted using black and burnt skin.

Turquoise is great for adding a five o'clock shadow. Just like Sunny Skin Tone, I mix it lightly into the base flesh mix and heavily diluted with water. Games Workshop shade colors were used to add contrast at this point and smooth the face out a little more.



At this point, you can step back and look at the overall face and make any adjustments as you see fit.

That is my approach to painting flesh tones. I hope this is helpful with your figure painting. The only thing cooler than an armor model is an armor model with a cool figure interacting with it.

Ian

AMPS Boresight (Volume 29, Issue 2)

The latest issue of *Boresight* is out. Here is a quick look inside:

- ♦ **AMPS 2021 is Rescheduled to April 7-9, 2022** by Ashley Abernathy
- ♦ **Barbarossa Casualty** by Brian Mikulencek, Henry Núñez, Bob Bethea
- ♦ **Steve Andreano Built A Truck!** by Steve Andreano
- ♦ **Ancient Tank Modeling** by Dave Hansen
- ♦ **Introduction to 3D Printing for Scale Model Maker** by Mike Roof
- ♦ **A Genie For Your Tamiya Square Bottles** by Eric Choy
- ♦ **Local Chapter News & Upcoming Shows**





AMPS 2021 is Rescheduled To April 7-9, 2022

Dear Friends,

I suspect many of you already had a feeling this notice would come. I can't tell you how so disappointed we are. Along with the unanimous support from AMPS leadership and our show committee, we have decided to **Reschedule** our AMPS 2021 International Convention. We considered what is best for the safety of everyone involved, as well as a responsibility to do what is right and best for the membership of the organization.

However, there is good news!!!

We have worked out an available date for the 2022 show. We will simply move this year's show its location, theme, special awards including the original 2020 theme to **April 7-9, 2022 at the Marriott at City Center, Newport News, VA**. The Marriott has graciously kept all room pricing and arrangement the same for the 2022 show.

There are many factors involved in this decision the most of which include:

- Virginia has instituted tight COVID-19 restrictions where we essentially can't have more than ten people in a meeting room. While COVID-19 vaccinations are progressing and we are seeing a decrease in cases, we don't know what restrictions will be placed on us to host a show in Virginia.
- The show team needs at least 60 days to ramp up many of the final details for the show: gather sponsors, get tee shirts, trophy's, and finalize show prep.
- The Show team considered a number of options

for holding the AMPS International Convention during 2021; however, we still don't have a clear path (COVID wise) for later in the year.

Some brief housekeeping notes from members, participants, and vendors:

- The hotel will cancel all individual reservations with no cancellation penalty if you booked through the online reservation system. You will need to register for the 2022 show. We will send out a follow-up notice on the AMPS website and Facebook page as soon as the Marriott has cancelled all AMPS 2021 reservations.
- Vendor Coordinator **Chris Graeter** will be reaching out to each vendor with specific guidance concerning refunds or carry over to AMPS 2022.
- Sponsorship Coordinator **Zach Hudson** will be reaching out to each sponsor with specific guidance concerning refunds or carry over to AMPS 2022.

What do you need to do for AMPS 2022?

Hotel reservations are open for 2022! You can call The Marriott reservation system at 866-329-1758 and ask for the **"AMPS International"** group block. You can also click the link below to go directly to the Marriott hotel registration:

<https://www.marriott.com/event-reservations/reservation-link.mi?id=1614019856704&key=GRP&app=resvlink>

- ✓ Reservations from April 3, 2022 through April 10, 2022 can be made at the show rate
- ✓ Last Day to Book: Thursday, March 3, 2022

- ✓ Special group rate: Newport News Marriott at City Center for \$132 USD per night

Since many of you will not have an opportunity to shop our vendors this year, we encourage you to consider spending some of your “show money” with them either in-person or through their on-line shops. The following is a list of the AMPS 2021 vendors:

- Airfix**
- AK Interactive USA**
- Alpine Miniatures**
- Armand Bayardi Model Maker**
- Boomers' Books & Empire Models**
- Challenger N Scale Hobbies**
- Custom Dioramics**
- DavidDoyleBooks.com**
- Doug's Closet**
- Fire House Hobbies**
- Frank Rincon**
- For the Historian**
- Hobby Fan**
- Hobbyworld USA**
- HQ72 Resin Productions**
- JLG Designs, LLC**
- Last Cavalry**
- MCW Finishes**
- Microworld Games LLC**
- MiG Productions**
- Red Beach One H&S**
- S & J Hobbies**
- The Scenic Factory**
- Tiger Werke Resin**
- UMM-USA**
- Unique Tools**
- Wanamaker Hobbies**

During the COVID-19 lockdowns many of us have completed a number of models worthy of entry in AMPS 2022. This means we anticipate a greater than normal number of entries in the AMPS 2022 competition. Please remember that running all aspects on the AMPS International Convention take an enormous amount of voluntary time so you can have a fantastic experience. We ask that you consider volunteering some time to support AMPS 2022 by judging or working registration or the raffle. As we put together the AMPS 2022 website, we'll provide you with the ability to sign-up as a volunteer to help put on AMPS 2022.

The AMPS Central Virginia Show team and International Leadership team started down this road in May 2018. None of us could certainly have anticipated where we would be today. But have worked through these conditions as best as possible and expected to see remarkable a remarkable show as we all gather together in April 2022. Each member of this year's team deserves a well-earned Huzza for all this past year's effort as well as more time this year as we prepare for 2022.

Thank you for your patience and support during this crazy time. Until 2022!

Ashley Abernathy
Show Chair, AMPS Central Virginia



2021 First Quarterly Contest Winners



**1st Place:
Bob Bethea**

Czech T-55 AM2B




**2nd Place:
Greg Beckman**

Soviet T-54-1



**3rd Place:
Ted Andreas, Jr.**




NVA T-54



Members Show & Tell

Rick Herrington:

Jackal (Hobby Boss; work in progress)



Ted Andreas, Jr.:

Korean War Centurion Mk.V (AFV Club)



Eric Choy:

1. South Lebanese Army Tiran 4 (Takom+Tamiya+ Legend Production Conversion; work in progress)



2. 1/48th Hetzer (Tamiya; work in progress)



Greg Beckman:

1. 2S35 Koalitsiya-SV "Coalition" (Zvezda)



Greg Beckman (Cont'd):

2. T-64 Hybrid (Trumpeter)



3. Hitachi Tandem Roller (Hasegawa)




Bob Bethea:

1. WWI Belgian Minerva Armored Car (Copper State Models; work in progress)



2. WWI Italian Armored Car 1ZM (Copper State Models; work in progress)



3. World War One Italian Officers (Model Cellar; work in progress)



2021

AMPS CENTEX ARMOR EXPO

AN AMPS REGIONAL SHOW

**September 18th, 2021
Georgetown Community
Center**

For more info, visit:
www.austinamps.org

or contact show coordinator **Eric Choy**
(email: aabsco@gmail.com)

Show Theme: *Operation Barbarossa 1941*



JOIN AMPS TODAY

NAME: _____

ADDRESS: _____

CITY: _____ **STATE:** _____

ZIP CODE: _____ **COUNTRY:** _____

PHONE: _____

E-MAIL: _____

MEMBERSHIP TYPES	1 Year	2 Year	3 Year
Regular U.S.	<input type="checkbox"/> (\$30)	<input type="checkbox"/> (\$55)	<input type="checkbox"/> (\$80)
Regular Canada/Mexico	<input type="checkbox"/> (\$35)	<input type="checkbox"/> (\$65)	<input type="checkbox"/> (\$95)
Regular Rest of the World	<input type="checkbox"/> (\$40)	<input type="checkbox"/> (\$75)	<input type="checkbox"/> (\$110)
Junior (17 or under)	<input type="checkbox"/> (\$15)	<input type="checkbox"/> (\$30)	<input type="checkbox"/> (\$45)
Family Member*	<input type="checkbox"/> (\$ 5)	<input type="checkbox"/> (\$10)	<input type="checkbox"/> (\$15)

*For anyone living at the same address with a regular active member. Family member DOES NOT receive an individual copy of *Boresight* but enjoy vendor discounts, website access, and can enter in the national competition as long as he/she is accompanied by the regular active member.



IF PAYING BY CHECK OR MONEY ORDER SEND YOUR MEMBERSHIP DUES AND COMPLETED FORM TO:

AMPS

ATTN: MEMBERSHIP DEPT.

P.O. BOX 227, FAIRHAVEN, MA 02719

U.S.A.



All payments must be made in U.S. funds. **AMPS** accepts payments by check and money order, as well as PayPal. To join using PayPal, just visit the **AMPS** website:

www.amps-armor.org

New On The Block



If you like small tanks (tankettes) in big scale, you don't want to miss Takom's latest 1/16th Wiesel A1 TOW (top left). Over 200 of these Wiesel variants were produced for the Bundeswehr between 1979 and 1993. Takom plans to release the plain AWC version with the 20mm autocannon next.

Also new from Takom is their M60A3 with M9 Bulldozer in 1/35th scale (bottom left).

Amusing Hobby and Border Models join force to bring us this 1/35th paper Panzer kit. Known as "Design W1466," Krupp intended to copy the Soviet T-34's slanted frontal armor for the 'H' version of the Panzer IV, but the increased weight put unacceptable strain on the tank's transmission and brakes. The design was not accepted, and the Panther tank was chosen for production instead.




ICM has been busy with WWI armored cars lately, but we are glad to see a few WWII subjects being released also. One of them is this 1/35th Leyland Retriever early production 6x4 truck.

About Us

The Austin Armor Builders Society (AABS) started in 1999 when Don Jones, a member of the local IPMS chapter, decided "what a good idea to get out two nights a month, and on least one night talk tanks."

AABS is the first scale model club in Central Texas devoted solely to armor modeling. We don't build planes because they are just plain! Our passion is armored fighting vehicles and military figures. Subject of our interest ranges from WWI, WWII, Korea, Vietnam, Middle East, to the most recent Gulf War conflicts.



At each monthly meeting, we talk tanks, swap kits, and share our building techniques. We also hold regular in-house model contests and organize out-of-town trips to museums and modeling events. Every odd-numbered year AABS hosts the biggest armor modeling show that attracts some of the best armor modelers in the Lone Star as well as neighboring states.

Since inception AABS is a local chapter of Armor Modeling and Preservation Society (AMPS), a national organization dedicated to the promotion of scale modeling and armored vehicle preservation.

For more info, please visit www.austinamps.org