



Sabot Away!



Newsletter of the Austin Armor Builders Society

February 2021

A GENIE FOR TAMIIYA SQUARE BOTTLES



by
Eric Choy

Inside this issue:

CALENDAR OF EVENTS	2
UPCOMING PROGRAM PRESENTATIONS AND NEWSLETTER ARTICLES	2
FROM THE TURRET	3
TANK IN FOCUS: T-54/55	3
2021 1ST QUARTERLY CONTEST THEME: T-54/55	5
BORESIGHT PREVIEW	5
2021 AMPS CENTEX ARMOR EXPO	6
MEMBERS SHOW & TELL	7
AMPS 2021 INT'L CONVENTION	9
JOIN AMPS TODAY	10
NEW ON THE BLOCK	11
ABOUT US	11

Every once in a while an indispensable modeling tool comes along that makes me wonder how I managed all these years without it. One of these gadgets recently I come across is **Glue Mount 2** by the Japanese company **Asunarow**.

Before I describe what this product can do, let's get one thing straight: *sooner or later, we WILL all spill the glue bottle!*

It's an inevitable accident waiting to happen regardless of how careful we are. It doesn't matter what your glue of choice is, even the mighty Tamiya square bottle for Extra Thin Cement falls victim to tip-over. In my opinion, it has very little to do with clumsiness. Dictated (and also probably cursed!) by the nature of our hobby, we just have too many objects in our work areas!

So what can we do to avoid a potential spillage situation? That's where this product from Asunarow comes in. Basically, it is a holding base to secure your Tamiya square bottle on your work bench. Unlike other similar products, Glue Mount 2 has room for not just one, but two bottles. You can have different combinations like two



(Continued on page 6)



CALENDAR OF EVENTS

- ◆ ~~February 3~~ – ~~AABS Club Meeting~~ **CANCELLED**
- ◆ ~~February 20~~ – ~~Model Fiesta 40, San Antonio Event Center, San Antonio, TX~~ **CANCELLED**
- ◆ **March 6** - AABS Club Meeting & Modeling Day
- ◆ ~~April 7~~ – ~~AABS Club Meeting~~ **CANCELLED**
- ◆ **April 29 to May 1** - AMPS International Convention, Newport News, VA



AABS Officers Jan 2021 – Dec 2022

Ted Andreas, Jr., President
tedandreas1@yahoo.com

Chris Chany, Vice-President
christopherchany@gmail.com

Eric Choy, Treasurer
(512) 554-9595, aabsco@gmail.com

Ted Paone, Secretary
(512) 635-9516, theopaone@att.net

Eric Choy, Newsletter Editor
(512) 554-9595, aabsco@gmail.com

Joe Fisher, Webmaster
(512) 350-6936,
fisherjoe2014@gmail.com



Schedule of Upcoming Program Presentations and Newsletter Articles

Month	Program Presentation	Newsletter Article
January 2021	N/A	Aaron Smischney
February	N/A	Eric Choy
March*	TBA	Greg Beckman
April	N/A	Ian Candler
May	N/A	Ted Paone
June*	TBA	Bob Bethea
July	TBA	Chris Chany
August	TBA	Mike Maloney
September*	TBA	Kevin Hutchison
October	TBA	Joe Fisher
November	TBA	Ted Andreas, Jr.
December*	TBA	Dane Sherry
January 2022	TBA	Rick Herrington

Here is a list of members who are responsible for providing articles for the newsletter and program presentation at our monthly meetings.

Please note any member may contribute as many articles as he wants any time. The purpose of this schedule is to ensure we have at least one article in the newsletter each month.

Prompt submission of your article is much appreciated. The deadline is always **11:59PM on the last Wednesday of the previous month** (e.g. Greg Beckman's article for February is due on the last Wednesday of January).

* Quarterly contest month



From the Turret

Greetings! We had a good meeting in January, although the turnout was understandably light. We did decide to have a contest in March with a theme of T-54/T-55 models in 1/35th scale (see page 5).

A few years back when I replaced **John Talley** as the club's President, I followed his theme of writing about military events that occurred 75 years ago for the *From the Turret* column. Once that theme got us through the WWII, I switched to writing about events 70 years back with the main focus on the Korean War. The first several months of the Korean War

was quite interesting with a lot of shifts in momentum as the fighting unfolded. However, the war began to turn into a stalemate. Fighting continued to occur with casualties mounting, but there were no serious changes in momentum for either side. Much of the restraints on military action was imposed by political powers concerned that this local conflict could spread and even possibly lead to nuclear weapons being used.

With all things considered, I have decided to close the look-back theme and start something new (see below) that features a tank each month to write a summary about. Since we will be having a contest in March with T-54/T-55 tanks, I thought it's a logical choice as the subject to debut my new column.

Thanks to all who make this club one of the very best! May 2021 turn out well for all of our members and their families.

Ted Andreas, Jr.
President



T-54/55

The T-54/T-55 tank series holds the record as the most-produced tank ever; close to 100,000 have been manufactured. It had the advantage of being a simple but robust tank. When it first arrived on the scene during the early days of the Cold War, it was deemed a better tank than those fielded by western armies at that time.

Although it was never used against NATO forces directly, it has served in numerous wars. It was used in the Vietnam War by the North Vietnamese. In fact, an iconic photograph of a T-54 crashing through the gates of the Presidential Palace in South Vietnam has become symbolic of the final North Vietnamese victory.



An NVA T-54 in Saigon.

The T-54/T-55 was also a symbol of Soviet hard line policy against dissent within the Warsaw pact. A few examples include the Hungarian Revolution (1956), Prague Spring (1968), and martial law in Poland (1983).

T-54/T-55 tanks were heavily used by Egyptian and Syrian forces during the Six Day war. Tiran5, captured



Enforcing martial law in Poland.

T-55 tanks modified and used by the IDF, continued to serve in Israel's reserve forces until 1990. The T-55 tank was used again by Egypt and Syria during the Yom Kippur War in 1973, even though the better T-62 usually spearheaded Arab armored assaults.



A destroyed Iraqi T-55 on the Highway of Death.

Another extensive use of T-54/T-55 tanks was the Iran-Iraq War from 1980-1988. Its usage was prominent in the eventual Iraqi victory. However, during *Operation Desert Storm*, when again used by the Iraqis, it proved no match for coalition armor and air power.

In spite of being superseded by more modern designs, Russia did not completely phase out their T-55s until 2012. It was used heavily by Soviet forces during their incursion into Afghanistan. Even today this tank is still being used in various parts of the world such as the ongoing Yemini Civil War, which started in 2015.

Ted




An Iraqi T-55 captured by the British Army during Operation Telic is currently on display at Imperial War Museum North, Manchester, England.

It is that time of the year again. Please have your club dues (\$12) ready at the March meeting. We accept cash, check, money order, or PayPal (payaabs@gmail.com). For those who prefer to make a mail-in payment, our treasurer's address is:

**Eric Choy
13213 Marrero Drive
Austin TX 78729.**

Please DO NOT send cash by mail. Be sure your check or money order is made payable to **Austin Armor Builders Society** (or **AABS**).






Next Quarterly Contest (March 2021) Theme is: **T-54/55**

In case you haven't heard, our first quarterly contest of 2021 will be held at the March meeting/modeling day. Since we all spent effort last year working on our T-54/55s, the club decided at the January meeting to make it the theme of that contest. Again, here are the criteria:

- 1/35th scale only
- Must have gun (or guns) of caliber 57mm or larger (i.e. ZSU-57-2 and SU-122/54 are okay but NO armored recovery, APC, bridging, or firefighting variant, please).
- No operator restriction (Angola, China, Cuba, Czechoslovakia, DDR, Egypt, Finland, Iraq, Israel, North Korea, Poland, USSR/Russia, Vietnam, former Yugoslavia states, etc. are all welcomed).
- 4BO is optional! (i.e. feel free to paint your tank any color other than standard Russian Green as long as your color scheme is historically accurate)




As usual, our quarterly contest cash prizes are \$40, \$30, and \$20 for the first, second, and third place winners. To enter you must be a member in good standing (i.e. you need to pay your dues). The **"no sweep"** rule is strictly enforced (i.e. no single contestant is allowed to win ALL THREE cash prizes!)

AMPS Boresight (Volume 29, Issue 1)

The latest issue of *Boresight* is out. Here is a quick look inside:

- ◆ **Detailing Dragon's M48 AVLB Bridge & Launcher** by Brian Eberle
- ◆ **Last Coke Machine in Aleppo** by Greg Beckman
- ◆ **Introduction to 3D Printing for Scale Model Maker** by Mike Roof
- ◆ **Know Your Officers**
- ◆ **Local Chapter News & Upcoming Shows**



(Continued from page 1)

Extra Thin Cement bottles or an Extra Thin Cement together with a Liquid Surface Primer. Since I use both regular and quick-setting Extra Thin cements, I place one of each in my mount to make them handy for any occasion.



But wait! There is more! The hollow bottom inside each holding compartment allows the bottle to tilt at 45° in four directions. This allows you to get the most out of a bottle when it is less than half full (see photo on the right). Now that's clever!

The mount also has four pre-drilled holes (two 11mm Ø and two 5.85mm Ø) to hold brushes. I find them placed at awkward positions (between the two holding compartments) and are a distraction from the true purpose of this tool: to secure glue bottles from tipping over. But if you can find a use for them, more power to you!



Made from laser-cut MDF, Glue Mount 2 comes unassembled. It only takes a few minutes to snap the parts together (no glue is required), and voilà, no more spillage (let's hope!) and more bang for your buck out of your glue bottle!

Asunarow's Glue Mount 2 is available at **Hobby Link Japan** (www.hlj.com) for ¥1100 (about USD

\$11). Beware: being one of the hottest sale items, it's always backordered. If you can't wait, **BNA Model World** (www.bnamodelworld.com) from Australia also carries it, but the price is higher (AUD \$21.50, about USD \$16.38).

Eric

p.s. You can also use Tamiya's Panel Line Accent Color bottles with Glue Mount 2, too!

2021 AMPS CENTEX ARMOR EXPO

AN AMPS REGIONAL SHOW

**September 18th, 2021
Georgetown Community
Center**

For more info, visit www.austinamps.org

or contact show coordinator **Eric Choy**
(email: aabsco@gmail.com)

Show Theme: Operation Barbarossa 1941



Members Show & Tell

Ted Andreas, Jr.:

T-34/85 (DML)




Greg Beckman:

SdKfz.247 (ICM)



Bob Bethea:

1. WWI Belgian Minerva Armored Car (Copper State Model; work in progress)



2. Panzer I Training Tank (Hobby Boss/TriStar; work in progress)



Sabot Away!

3. WWI B-Type Omnibus (MiniArt; work in progress)



Kevin Hutchison:

German Sturmboat (DML; work in progress)



Rick Herrington:



German Tank Crew (MiniArt; work in progress)



Eric Choy:

1/72nd WWI Austin Armored Car Mk.IV (Masterbox)





Join us in Virginia for the 26th AMPS convention! Scale modelers are invited to bring their creative work for display and plug into the friendly and instructional atmosphere.

The convention theme is Move It! Build a subject that hauls, moves, or transports supplies, vehicles or people and you could receive a theme special award.

AMPS-2021

29 APR ▶ 1 MAY

Many of the best armor modeling product vendors will be with us to help you find great deals on new and old kits, tools, books and accessories.

Seminars from inspiring hobbyists and historians will teach you new techniques.

Come early and visit the many museums and military collections in the region.

**CONTEST/DISPLAYS · AWARDS · VENDORS
SEMINARS · PRODUCT DEMOS · RAFFLE**

**THE MARRIOTT AT CITY CENTER
740 TOWN CENTER DRIVE · NEWPORT NEWS, VA**



Visit the AMPS website for all the details: AMPS-Armor.org

JOIN AMPS TODAY

NAME: _____

ADDRESS: _____

CITY: _____ **STATE:** _____

ZIP CODE: _____ **COUNTRY:** _____

PHONE: _____

E-MAIL: _____

MEMBERSHIP TYPES	1 Year	2 Year	3 Year
Regular U.S.	<input type="checkbox"/> (\$30)	<input type="checkbox"/> (\$55)	<input type="checkbox"/> (\$80)
Regular Canada/Mexico	<input type="checkbox"/> (\$35)	<input type="checkbox"/> (\$65)	<input type="checkbox"/> (\$95)
Regular Rest of the World	<input type="checkbox"/> (\$40)	<input type="checkbox"/> (\$75)	<input type="checkbox"/> (\$110)
Junior (17 or under)	<input type="checkbox"/> (\$15)	<input type="checkbox"/> (\$30)	<input type="checkbox"/> (\$45)
Family Member*	<input type="checkbox"/> (\$ 5)	<input type="checkbox"/> (\$10)	<input type="checkbox"/> (\$15)

*For anyone living at the same address with a regular active member. Family member DOES NOT receive an individual copy of *Boresight* but enjoy vendor discounts, website access, and can enter in the national competition as long as he/she is accompanied by the regular active member.



IF PAYING BY CHECK OR MONEY ORDER SEND YOUR MEMBERSHIP DUES AND COMPLETED FORM TO:

AMPS
ATTN: MEMBERSHIP DEPT.
P.O. BOX 227, FAIRHAVEN, MA 02719
U.S.A.



All payments must be made in U.S. funds. **AMPS** accepts payments by check and money order, as well as PayPal. To join using PayPal, just visit the **AMPS** website:

www.amps-armor.org

New On The Block



Trumpeter just released the infamous 5cm FlaK41 in 1/35th scale. Less than 200 were made during the war as the gun was considered mostly a failure due to its instability when fired AND being towed.



Border Models' new 1/35th Crusader III kit comes with a metal barrel, and the suspension is workable. All the hatches and stowage compartment doors can be posed in open positions, a far cry from the old Italeri kit.



Yep, the upcoming quarterscale release from Tamiya is a T-34/85. Somewhat disappointing subject, in my opinion!



Not to be confused with Revell Germany's 1/72nd GTK Boxer series of vehicles, this A2 variant is a brand new tool from Dragon. It's nice to see something new from DML, for a change!

About Us

The Austin Armor Builders Society (AABS) started in 1999 when Don Jones, a member of the local IPMS chapter, decided "what a good idea to get out two nights a month, and on least one night talk tanks."

AABS is the first scale model club in Central Texas devoted solely to armor modeling. We don't build planes because they are just plain! Our passion is armored fighting vehicles and military figures. Subject of our interest ranges from WWI, WWII, Korea, Vietnam, Middle East, to the most recent Gulf War Conflicts.



At each monthly meeting, we talk tanks, swap kits, and share our building techniques and tricks. We also hold regular in-house model contests and organize out-of-town field trips to museums and modeling events. Every odd-numbered year AABS hosts the biggest scale armor modeling show in Texas that attracts some of the best armor modelers in the Lone Star as well as neighboring states.

Since inception AABS is a local chapter of Armor Modeling and Preservation Society (AMPS), a national organization dedicated to the promotion of scale modeling and armored vehicle preservation.

To find out more about AABS, please visit our website:

www.austinamps.org