



Sabot Away!



Newsletter of the Austin Armor Builders Society

February 2020

Inside this issue:

CALENDAR OF EVENTS	2
UPCOMING PROGRAM PRESENTATIONS AND NEWSLETTER ARTICLES	2
FROM THE TURRET	3
JOIN AMPS TODAY	8
NEW ON THE BLOCK	9
BORESIGHT PREVIEW	9
ABOUT US	10
MEMBERS' GALLERY	10



Copper State Model's Romfell Panzerwagen

by Greg Beckman

I was attracted to this kit simply due to its unique look and those big Iron Cross markings.

When you open the box, you are greeted to a very nice instruction booklet complete with a thorough



(Continued on page 5)

Austin Armor Builders Society (AABS) meets at 7PM each month at the **Austin Public Library Old Quarry Branch**. Our next meeting is on

February 5, 2020

Annual dues for full membership are USD \$12 to be collected at each January meeting. Upon receipt of payment, a membership card will be issued. This card is valid for one year, and it entitles holder to discounts at various local hobby shops in the Central Texas and San Antonio areas.



Sabot Away! is the official newsletter of AABS and is published twelve times a year on/before each monthly meeting. Any inquiry on subscription issues or assistance on article contribution please contact editor Eric Choy via email aabsco@gmail.com.

The views and opinions expressed in this newsletter are those of the authors. They do not necessarily reflect the official policy or position of AABS.



CALENDAR OF EVENTS

- ◆ February 5 - AABS Club Meeting
- ◆ February 15 - *ModelFiesta 39*, San Antonio Event Center, San Antonio TX
- ◆ March 4 - AABS Club Meeting
- ◆ April 1 - AABS Club Meeting
- ◆ April 25 - *Modelmania 2020*, Stafford Center, Stafford, TX



AABS Officers May 2018 – Apr 2020

Ted Andreas, Jr., President
tedandreas1@yahoo.com

Ian Candler, Vice-President
iancandlermedia@gmail.com

Eric Choy, Treasurer
(512) 554-9595, aabsco@gmail.com

Ted Paone, Secretary
(512) 635-9516, theopaone@att.net

Eric Choy, Newsletter Editor
(512) 554-9595, aabsco@gmail.com

Joe Fisher, Webmaster
(512) 350-6936,
fisherjoe2014@gmail.com



Schedule of Upcoming Program Presentations and Newsletter Articles

Month	Program Presentation	Newsletter Article
January 2020	Eric Choy	N/A
February	Chris Chany	Greg Beckman
March*	Wayne Sheldon	Russ Holm
April	Kevin Hutchison	Kevin Hutchison
May	Martin Hebda	Ian Candler
June*	Eric Choy	David Bourland
July	David Bourland	Greg Beckman
August	Rick Herrington	Rick Herrington
September*	Ian Candler	Chris Chany
October	Ted Andreas, Jr.	Ted Andreas, Jr.
November	Bob Bethea	Bob Bethea
December*	Keith Townsend	Eric Choy
January 2021	Aaron Smischney	Aaron Smischney

Here is a list of members who are responsible for providing articles for the newsletter and program presentation at our monthly meetings.

Please note any member may contribute as many articles as he wants any time. The purpose of this schedule is to ensure we have at least one article in the newsletter each month.

Prompt submission of your article is much appreciated. The deadline is always **11:59PM on the last Wednesday of the previous month** (e.g. Greg Beckman's article for February 2020 is due on the last Wednesday of January).

* Quarterly contest month



From the Turret

Greetings! We are well into the New Year and I hope it has been a good one so far for AABS members.

I am not sure how many of our members take the time to read this newsletter, but I would like to bring up a proposal that originated from Greg Beckman. He suggested that it would a great idea to have a club project to build a T-34 collection.

For what it's worth, I am in. Hopefully we can have this on the discussion agenda at our next meeting. Currently, I am working on a North Vietnamese Army (a.k.a. People's Army of Vietnam) T-34 in 1/35th.

In the news seventy-five years ago, the war was not going well for Axis powers. Budapest fell to the Red Army on the 13th of February. The German forces inside Budapest were effectively wiped out.



A German anti-tank battery in Budapest.

In the war against Japan, February was also significant. On the 3rd of February, the battle for Manila in the Philippines began. This fighting would see high casualties on both sides, but it was the civilian population that suffered the most.

(Continued on page 4)



It is that time of the year again. Please have your club dues (**\$12**) ready at the February meeting. We accept cash, check, money order, or PayPal (payaabs@gmail.com).

For those who prefer to make a mail-in payment, our treasurer's address is: **Eric Choy, 13213 Marrero Drive, Austin TX 78729**. Please **DO NOT** send cash by mail. Be sure your check or money order is made payable to **Austin Armor Builders Society (or AABS)**.

If you are interested in joining **AMPS**, our national organization, we are still offering a **50% dues sharing** to any AABS member in good standing. Simply bring **\$15** to sign up and AABS will pick up the rest of the tab. Hurry! This limited time offer expires after **March 4th**!

(Continued from page 3)



An M4A1 Sherman in Manila.

Closer to the Japanese home islands, the Battle for Iwo Jima began on 19th of February. When the fighting finally ended, of the 21,000+ Japanese military men committed to the island's defense, only 216 survived.



The iconic picture of raising the flag on Mt. Suribachi.

There were a lot more events that took place across battlefields and regions around the globe. The ones that I listed here are just a few highlights.



U.S. Marines on Iwo Jima.




A Sherman flametank clearing out Japanese bunkers.

So that is a wrap on the history, in the meantime, keep building and painting! Thanks to all members of AABS for making this organization one of the very best!

Ted Andreas, Jr.
President

(Continued from page 1)

background, photos of the car, and period technical drawings. The kit comes with an interior and engine compartment. While the engine is very nice, the interior is lacking when compared to the drawings from the instructions booklet. The booklet also shows plenty of ammo cans inside the car, yet none are provided in the kit. So, the model has just a very basic interior.



Overall parts fit was good but with some issues. All flat surfaces have shallow pushpin marks that needed to be filled, including all of the hatches. If you intend to show off any of the interior, those hatches will need some attention as in putty and with the addition of latches/handles. I added these items to most of the hatches from my spare parts box.



The undercarriage has protective parts covering the engine and transmission. Be careful with alignment as I had a gap that I had to fill with strip styrene. Not sure if it was my fault or a kit design issue.

Some other notes from construction:

- The engine, engine bay, and interior areas are best painted before assembly.
- Main MG is in two pieces, split down the center without ammo or ammo can, which is puzzling.
- The engine exhaust should be drilled out before attaching.





Once the solvent dried, I had two areas to touch up with black paint. I then sealed the entire model with Clear Flat from Tamiya before starting the weathering.

After weathering, I decided to place the kit on a small base depicting a farmhouse. The lone figure is from Stalingrad.

Overall, I am pleased with this project.

Copper State Models is supposed to do another armored car of WWI. I'm not sure which one, but I hope they eventually get around to doing those big Russian armored cars of WWI.


Greg



You are provided with two painting/marketing options. One has those big Iron Crosses and the other without. Those big markings were painted out after seeing some combat with only the name "ROMFELL" remained. Since I wanted those Iron Crosses, I had to plan out my painting approach.

First, I painted the main body green after masking off the interior. Then I masked off the green and painted the side areas black. Next was to mask off the white background squares for the black Iron Crosses. Once the white was completed, I removed all masking.

The black Iron Cross decals are a tad fragile, so be careful when handling and applying them onto the model. I had to use a little decal solvent to help them conform to the surface details of the model.





“Loony Toon-Tanks!” June Quarterly Contest

Vive l’amour! Love may be what Pepé Le Pew is into, but for us modelers, it’s definitely the “amour” part that gets our attention!

The theme for our second quarterly contest (**June 2020**) is “**Looney Toon-Tanks!**” These whimsical egg-shaped models are fun, easy to build, and perfect for a weekend project! Should you want to make them more challenging, there are all kinds of not-too-serious conversions (e.g. Sherman Calliope, Bergtiger, T-34/85) that you can attempt.

Go build a Toon-Tank now. That’s all, forks!

JOIN *AMPS* TODAY

NAME: _____

ADDRESS: _____

CITY: _____ **STATE:** _____

ZIP CODE: _____ **COUNTRY:** _____

PHONE: _____

E-MAIL: _____

MEMBERSHIP TYPES	1 Year	2 Year	3 Year
Regular U.S.	<input type="checkbox"/> (\$30)	<input type="checkbox"/> (\$55)	<input type="checkbox"/> (\$80)
Regular Canada/Mexico	<input type="checkbox"/> (\$35)	<input type="checkbox"/> (\$65)	<input type="checkbox"/> (\$95)
Regular Rest of the World	<input type="checkbox"/> (\$40)	<input type="checkbox"/> (\$75)	<input type="checkbox"/> (\$110)
Junior (17 or under)	<input type="checkbox"/> (\$15)	<input type="checkbox"/> (\$30)	<input type="checkbox"/> (\$45)
Family Member*	<input type="checkbox"/> (\$ 5)	<input type="checkbox"/> (\$10)	<input type="checkbox"/> (\$15)

*For anyone living at the same address with a regular active member. Family member DOES NOT receive an individual copy of *Boresight* but enjoy vendor discounts, website access, and can enter in the national competition as long as he/she is accompanied by the regular active member.



IF PAYING BY CHECK OR MONEY ORDER SEND YOUR MEMBERSHIP DUES AND COMPLETED FORM TO:

AMPS

ATTN: MEMBERSHIP DEPT.

P.O. BOX 227, FAIRHAVEN, MA 02719

U.S.A.



All payments must be made in U.S. funds. **AMPS** accepts payments by check and money order, as well as PayPal. To join using PayPal, just visit the **AMPS** website:

www.amps-armor.org


New On The Block



Another interesting subject from Amusing Hobby: 1/35th French ARL44 heavy tank.



Dish galore! Trumpeter just released this 1/35th Russian 1S91 SURN vehicle for the 2K12 "Kub" (SA-6 "Gainful") Surface-to-Air Missile system.



Looking for a few good men for your Arab League armor division? Check out Miniart's latest 1/35th Middle East Tank Crew (1950-70s). You've got to love that crouching tiger pose...

Miniart continues to capitalize on their 1/35th WWII M3 line of tanks with a British Lee.

AMPS Boresight (Volume 28, Issue 1)

The latest issue of *Boresight* is out. Here is a quick look inside:

- ♦ U.S. Army M59A1 APC by David Black
- ♦ Modelpalooza AMPS 2019 by Ed Ingersoll
- ♦ Book Review: Solution Book - How Paint IDF Vehicles by Ron Hoague
- ♦ 2020 AMPS International Convention Update
- ♦ Ordnance QF 2-Pounder by Steve Andreano
- ♦ Local Chapter News and Upcoming Shows



About Us

The Austin Armor Builders Society (AABS) started in 1999 when Don Jones, a member of the local IPMS chapter, decided “what a good idea to get out two nights a month, and on at least one night talk tanks.”



AABS is the first scale model club in Central Texas devoted solely to armor modeling. We don't build planes because they are just plain! Our passion is armored fighting vehicles and military figures. Subject of our interest ranges from WWI, WWII, Korea, Vietnam, Middle East, to the most recent Gulf War Conflicts.

At each monthly meeting, we talk tanks, swap kits, and share our building techniques and tricks. We also hold regular in-house model contests and organize out-of-town field trips to museums and modeling events. Every odd-numbered year AABS hosts the biggest scale armor modeling show in Texas that attracts some of the best armor modelers in the Lone Star as well as neighboring states.

Since inception AABS is a local chapter of Armor Modeling and Preservation Society (AMPS), a national organization dedicated to the promotion of scale modeling and armored vehicle preservation.

To find out more about AABS, please visit our website or pick up a club flyer at your local hobby shop.

19990424

We are on the web @ austinamps.org



A nicely camouflaged Bundesheer Leopard 2A4 by Rick Herrington. Well done, Rick!