



# Sabot Away!



Newsletter of the Austin Armor Builders Society

April 2019



### Inside this issue:

CALENDAR OF EVENTS	2
UPCOMING PROGRAM PRESENTATIONS AND NEWSLETTER ARTICLES	2
FROM THE TURRET	3
2019 FIRST QUARTERLY CONTEST WINNERS	7
2019 AMPS CENTEX ARMOR EXPO	8
2019 AMPS INT'L CONVENTION	9
JOIN AMPS TODAY	10
NEW ON THE BLOCK	11
BORESIGHT PREVIEW	11
ABOUT US	12
MEMBERS' GALLERY	12

## Japanese Type 94 Tankette

### Part II: Painting

By Bob Bethea

In part I (March 2018) of my article on Takom's 1/16<sup>th</sup> Type 94 tankettes, I built and explained the options and the quality of the two kits (early and late types). That was only

part of the fun. It is time to put some paints on them to complete the project.

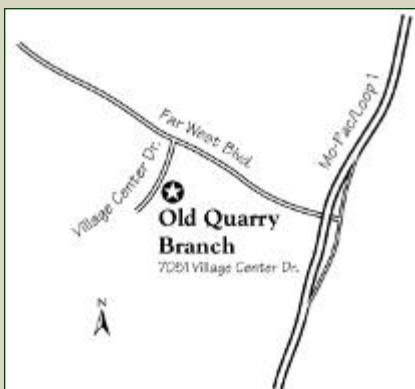
There are multiple paint schemes offered in each kit, but most are variations on the Japanese standard five-color early war camouflage. Most Type 94s didn't last until the late war three-color scheme came on line, so the only issue was which markings to use. Since I had two separate kits to

*(Continued on page 5)*

Austin Armor Builders Society (AABS) meets at 7PM each month at the **Austin Public Library**. Our next meeting is on

**April 3, 2019**

Annual dues for full membership are USD \$12 to be collected at each January meeting. Upon receipt of payment, a membership card will be issued. This card is valid for one year, and it entitles holder to discounts at various local hobby shops in the Central Texas and San Antonio areas.



**Sabot Away!** is the official newsletter of AABS and is published twelve times a year on/before each monthly meeting. Any inquiry on subscription issues or assistance on article contribution please contact editor Eric Choy via email [aabsco@gmail.com](mailto:aabsco@gmail.com).

The views and opinions expressed in this newsletter are those of the authors. They do not necessarily reflect the official policy or position of AABS.



## CALENDAR OF EVENTS

- ◆ **April 3 - AABS Club Meeting**
- ◆ **April 27 - Modelmania**, Stafford Convention Center, Stafford, TX
- ◆ **May 1 - AABS Club Meeting**
- ◆ **May 9 to 11 - 2019 AMPS International Convention**, The Buffalo Grand Hotel (formerly Adams's Mark), Buffalo, NY
- ◆ **May 11 - LSMMS Modeling Day** Shady Hollow Community Center, Austin, TX
- ◆ **June 5 - AABS Club Meeting**
- ◆ **September 14 - AMPS Centex Armor Expo** Georgetown Community Center, Georgetown, TX



### AABS Officers May 2018 – Apr 2020

**Ted Andreas, Jr.**, President  
tedandreas1@yahoo.com

**Ian Candler**, Vice-President  
iancandlermedia@gmail.com

**Eric Choy**, Treasurer  
(512) 554-9595, aabsco@gmail.com

**Ted Paone**, Secretary  
(512) 635-9516, theopaone@att.net

**Eric Choy**, Newsletter Editor  
(512) 554-9595, aabsco@gmail.com

**Joe Fisher**, Webmaster  
(512) 350-6936,  
fisherjoe2014@gmail.com



## Schedule of Upcoming Program Presentations and Newsletter Articles

Month	Program Presentation	Newsletter Article
January 2019	Mike Lamm	Greg Beckman
February	Ian Candler	Mike Lamm
March*	Eric Choy	Eric Choy
April	Bob Bethea	Bob Bethea
May	Dave Bourland	Greg Beckman
June*	Chris Chany	Ted Paone
July	Ted Andreas, Jr	Ted Andreas, Jr
August	Rick Herrington	Rick Herrington
September*	AMPS Judging Review	Chris Chany
October	Kit Auction	Bob Bethea
November	Aaron Smischney	Greg Beckman
December*	Alex Gashev	Russ Holm
January 2020	Mike Maloney	Kevin Hutchison

Here is a list of members who are responsible for providing articles for the newsletter and program presentation at our monthly meetings.

Please note any member may contribute as many articles as he wants any time. The purpose of this schedule is to ensure we have at least one article in the newsletter each month.

Prompt submission of your article is much appreciated. The deadline is always **11:59PM on the last Wednesday of the previous month** (e.g. Greg Beckman's article for January 2019 was due on the last Wednesday of December).

\* Quarterly contest month



## From the Turret

**G**reetings! Last month we had our first quarterly contest of 2019. The competition was tough, but **Eric Choy** came out on top. Congratulations to all the winners!

We are now well, officially, into spring, and there are a few shows coming up. As mentioned before, they are good preparation for our 2019 AMPS Centex Armor Expo. Remember the theme for this one is “Artillery – King of the Battlefield.”

Since this is the April edition of the club’s newsletter, I did the research on what was going on in April,

1944 — seventy-five years ago. The fighting in Italy, Anzio and Casino, was still in stalemate. The Allies were not trying to breakthrough with any major action. Nor were the Axis powers making a coordinated effort to wipeout the Anzio beachhead. Both sides were on the verge of exhaustion. This is not to say there were no probing actions, but most of the fighting was being done by artillery and mortar barrages. In other words, casualties on both sides were still being inflicted.

On the Eastern Front, the Russians were on the offensive. The results were mixed with some successes for the Red Army and some victories of sort for the Germans.

What did catch my interest, however, was the end of the Cape Gloucester campaign. April 1944 marked the end of the U.S. 1<sup>st</sup> Marine Division victory over Japanese forces on the Island of New Britain and the capture of two important airfields. This was the second major action by the 1<sup>st</sup> Marine Division up to this point in the war. The first of course was the capture and holding of Guadalcanal.

*(Continued on page 4)*



It is that time of the year again. Please have your club **\$12** dues ready at the next meeting. For those who prefer to make a mail-in payment, our treasurer’s address is:

**Eric Choy**  
**13213 Marrero Drive**  
**Austin TX 78729**

Please **DO NOT** send cash by mail. Be sure your check or money order is made payable to “**AABS.**”

If you are interested in joining **AMPS**, our national organization, we are offering a **50% dues sharing** to each paid local member. Simply bring **\$15** (cash or check) to sign up and AABS will pick up the rest of the tab. Hurry! This limited time offer will expire at the end of our May meeting!

(Continued from page 3)



*Marines landing in rough surf.*

These actions are depicted in the *Pacific* television series, akin to *Band of Brothers*. In my opinion, the *Pacific* is a very informative and interesting series. If you have not seen it, I would highly recommend it.



*Holding on against Japanese counter-attacks.*

By the time the campaign ended, over three hundred American marines had paid the ultimate price with well over another one thousand men wounded. It is believed more than two thousand Japanese soldiers died for their country.

Although the terrain was not suitable for large scale armor movement, the marines were able to use tanks to overcome some of the Japanese strong points.



*A Sherman crossing 'suicide' creek in Cape Gloucester.*

As was typical in any war, the victors often collected trophies in the aftermath of battle. The image below depicts marines of the 1<sup>st</sup> Marine Division near the end of the Cape Gloucester fighting. These battle-hardened men captured Japanese flags now in their possession.



I hope members find this article at least somewhat of interest. I do believe armor used in the Pacific is often under depicted in modeling circuits even though there are quite a few interesting examples/kits available.

Keep building and painting.

**Ted Andreas, Jr.**  
President



# Sabot Away!

The Newsletter of The Austin Armor Builders

April 2019 Page 5

*(Continued from page 1)*

complete, I wanted to differentiate them and opted for the solid green version that was offered for the late version and used the multi-color for the early.

For base colors I used Vallejo 1937-45 IJA Early/Late Acrylic Airbrush Color Set. Some were adjusted as outlined later. The Earth Green was applied to both the single and multi-color versions as it seemed to match the base color of most artwork I've seen of Japanese tanks. On both tanks I darkened the Earth Green with dark brown and black and airbrushed onto edges and seams and lower sections of the tanks for shadowing effects. Then I highlighted by adding yellow and white to the Earth Green for panel fading and on highlights.

On the multi-color camo, I sprayed the camo sections consecutively with the Vallejo Earth Brown, Camo

Pale Brown and IJA Midouri Green. Each was shadowed and highlighted like the Earth Green previously. However, the Camo Pale Brown was exaggerated because it didn't show enough contrast. Edges were sharpened with a brush to show the hard edged camo that was applied at the time.

On the early camo schemes, the Japanese painted disruptive lines of yellow in a ragged cross over all the other camouflage. I've often seen it look too bright, so I cut the IJA Chrome Yellow with some Tamiya Dark Yellow before applying via airbrush and sharpening via brush. That color was also highlighted and shadowed to show the play of light on the tankette.

It was then time to paint the "black" tires with a dark brownish gray and the exhausts in multiple rusty browns and oranges on both vehicles.



Decals were added over two dried coats of Future floor wax. They were sealed with another coat of Future. Washes of various browns and tans were added over both vehicles to tone down the brightness and blend the tones.

The "fun" part began when I took brownish black and pinwashed (outlined) every nut and bolt, seam and crevasse on the tankettes. That was followed by light tan highlights on top of the same. The highlights were also added to the edges of EVERY plate to enhance the shapes.

Finally, Tamiya Dark Earth was dusted on the lower surfaces followed by lighter dusting of Tamiya Buff.

The kit-supplied figure was added to show the scale. After putting the model on a simple base, I considered this early Type95 tankette done. On to the late type... (to be continued)

**Bob**



## 2019 First Quarterly Contest Winners

**1st Place:  
Eric Choy**

*1/48<sup>th</sup> DAK SdKfz.263 Vignette*



**2nd Place:  
Jake McKee**

*1/35<sup>th</sup> FAMO mit FlaK*

**3rd Place:  
Bob Bethea**

*1/35<sup>th</sup> Lanchester  
Armored Car*





# **2019 AMPS CENTEX Armor Expo**

## **September 14<sup>th</sup>, 2019**

An AMPS Regional Show



### *Show Theme "Artillery - King of the Battlefield"*

Any towed, emplaced, or self propelled weapon that lays **INDIRECT FIRE** (i.e. shell, rocket(s), or missile(s) delivered at a target which cannot be seen by the aimer) is eligible for the show theme award.



# AMPS International Convention


May 9-11

Adam's Mark Hotel  
120 Church St  
Buffalo, NY 14202

Brought to you by  
AMPS Niagara Frontier  
& AMPS Canada



# SNOW



Our convention theme this year is "Snow." Join us in Buffalo for the biggest and best armor modeling event in the U.S. Enjoy vendors, seminars and a huge raffle. The display room is well-lit for viewing the models.

The outstanding venue is located on the shores of Lake Erie, adjacent to the Erie County Naval and Serviceman's Park with indoor parking and easy vendor access. The hotel is a full service facility.

Downtown Buffalo affords easy access to I-90, the Peace Bridge from the QEW/Canada, the Buffalo-Niagara International Airport and Amtrak.

Get the latest event, registration and schedule information at [amps-armor.org](http://amps-armor.org)

# JOIN *AMPS* TODAY

**NAME:** \_\_\_\_\_

**ADDRESS:** \_\_\_\_\_

**CITY:** \_\_\_\_\_ **STATE:** \_\_\_\_\_

**ZIP CODE:** \_\_\_\_\_ **COUNTRY:** \_\_\_\_\_

**PHONE:** \_\_\_\_\_

**E-MAIL:** \_\_\_\_\_

<b>MEMBERSHIP TYPES</b>	<b>1 Year</b>	<b>2 Year</b>	<b>3 Year</b>
Regular U.S.	<input type="checkbox"/> (\$30)	<input type="checkbox"/> (\$55)	<input type="checkbox"/> (\$80)
Regular Canada/Mexico	<input type="checkbox"/> (\$35)	<input type="checkbox"/> (\$65)	<input type="checkbox"/> (\$95)
Regular Rest of the World	<input type="checkbox"/> (\$40)	<input type="checkbox"/> (\$75)	<input type="checkbox"/> (\$110)
Junior (17 or under)	<input type="checkbox"/> (\$15)	<input type="checkbox"/> (\$30)	<input type="checkbox"/> (\$45)
Family Member*	<input type="checkbox"/> ( \$ 5 )	<input type="checkbox"/> (\$10)	<input type="checkbox"/> (\$15)

\*For anyone living at the same address with a regular active member. Family member DOES NOT receive an individual copy of *Boresight* but enjoy vendor discounts, website access, and can enter in the national competition as long as he/she is accompanied by the regular active member.



**IF PAYING BY CHECK OR MONEY ORDER SEND YOUR MEMBERSHIP DUES AND COMPLETED FORM TO:**

**AMPS**  
ATTN: MEMBERSHIP DEPT.  
P.O. BOX 227, FAIRHAVEN, MA 02719  
U.S.A.



All payments must be made in U.S. funds. **AMPS** accepts payments by check and money order, as well as PayPal. To join using PayPal, just visit the **AMPS** website:

[www.amps-armor.org](http://www.amps-armor.org)

## New On The Block



Another IDF Magach 6B in 1/35<sup>th</sup>? Yes, this one is from Meng, and it should be good.



Thunder Model is squeezing its mold of the British Scammell Pioneer dry: two versions in 1/35<sup>th</sup> are out already and two more are the way.



AFV Club has also released its US Army M728 combat engineer vehicle in 1/35<sup>th</sup> scale.




Following MiniArt's latest BMRs is the "TOP" armored recovery vehicle in 1/35<sup>th</sup>. Any idea why this vehicle was called "TOP?"

## AMPS Boresight (Volume 27, Issue 2)

The latest issue of *Boresight* is out. Here is a quick look inside:

- ♦ R-WMIK by John Tapsell
- ♦ National Military Museum of The Netherlands by Chuck Aleshire
- ♦ M16A2 Half-Track by John Kirkpatrick
- ♦ KCCON Recap by Damon Cook
- ♦ 2019 AMPS International Convention Update
- ♦ Know Your Officer
- ♦ Local Chapter News



## About Us

The Austin Armor Builders Society (AABS) started in 1999 when Don Jones, a member of the local IPMS chapter, decided “what a good idea to get out two nights a month, and on at least one night talk tanks.”



AABS is the first scale model club in Central Texas devoted solely to armor modeling. We don't build planes because they are just plain! Our passion is armored fighting vehicles and military figures. Subject of our interest ranges from WWI, WWII, Korea, Vietnam, Middle East, to the most recent Gulf War Conflicts.

At each monthly meeting, we talk tanks, swap kits, and share our building techniques and tricks. We also hold regular in-house model contests and organize out-of-town field trips to museums and modeling events. Every odd-numbered year AABS hosts the biggest scale armor modeling show in Texas that attracts some of the best armor modelers in the Lone Star as well as neighboring states.

Since inception AABS is a local chapter of Armor Modeling and Preservation Society (AMPS), a national organization dedicated to the promotion of scale modeling and armored vehicle preservation.

To find out more about AABS, please visit our website or pick up a club flyer at your local hobby shop.

19990424

We are on the web @ [austinamps.org](http://austinamps.org)



*This very nice looking 1/35<sup>th</sup> Panzer IV Ausf. H is built out-of-the-box by our prez Ted Andreas, Jr.*