



Sabot Away!



Newsletter of the Austin Armor Builders Society

January 2019



Inside this issue:

CALENDAR OF EVENTS	2
UPCOMING PROGRAM PRESENTATIONS AND NEWSLETTER ARTICLES	2
FROM THE TURRET	3
VEEP TALKS: SHERMAN GROUP BUILD	4
2018 FOURTH QUARTERLY CONTEST WINNERS	6
2019 AMPS NATIONALS	9
JOIN AMPS TODAY	10
NEW ON THE BLOCK	11
BORESIGHT PREVIEW	11
ABOUT US	12
2018 MEN OF THE YEAR	12

Step-By-Step Approach To A RUSTY KO'D TANK

by Greg Beckman

The procedure that I am going to share here is for an entire burned out vehicle as opposed to a partially burned vehicle. A partial vehicle fire employs a different technique.

1. For this article, I will be using two T-34 turrets; one is an old resin hex turret, and the other is a T-34/85 turret that was a shelf queen from an abandoned project.

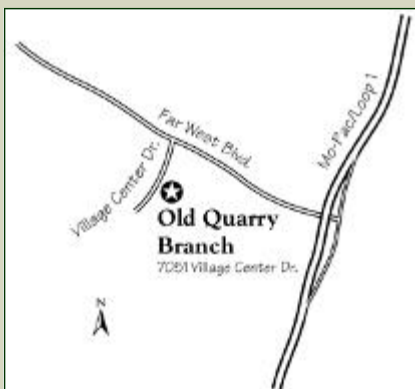


(Continued on page 7)

Austin Armor Builders Society (AABS) meets at 7PM each month at the **Austin Public Library**. Our next meeting is on

January 2, 2019

Annual dues for full membership are USD \$12 to be collected at each January meeting. Upon receipt of payment, a membership card will be issued. This card is valid for one year, and it entitles holder to discounts at various local hobby shops in the Central Texas and San Antonio areas.



Sabot Away! is the official newsletter of AABS and is published twelve times a year on/before each monthly meeting. Any inquiry on subscription issues or assistance on article contribution please contact editor Eric Choy via email aabsco@gmail.com.

The views and opinions expressed in this newsletter are those of the authors. They do not necessarily reflect the official policy or position of AABS.



CALENDAR OF EVENTS

- ◆ **January 2 - AABS Club Meeting**
- ◆ **January 27 - CALMEX XXXIII**, Lake Charles Civic Center, Lake Charles, LA
- ◆ **February 6 - AABS Club Meeting**
- ◆ **February 16 - ModelFiesta 38**, San Antonio Event Center, San Antonio, TX
- ◆ **March 6 - AABS Club Meeting**



AABS Officers May 2018 – Apr 2020

Ted Andreas, Jr., President
tedandreas1@yahoo.com

Ian Candler, Vice-President
iancandlermedia@gmail.com

Eric Choy, Treasurer
(512) 554-9595, aabsco@gmail.com

Ted Paone, Secretary
(512) 635-9516, theopaone@att.net

Eric Choy, Newsletter Editor
(512) 554-9595, aabsco@gmail.com

Joe Fisher, Webmaster
(512) 350-6936,
fisherjoe2014@gmail.com



Schedule of Upcoming Program Presentations and Newsletter Articles

Month	Program Presentation	Newsletter Article
January 2019	Mike Lamm	Greg Beckman
February	TBA	TBA
March*	TBA	TBA
April	TBA	TBA
May	TBA	TBA
June*	TBA	TBA
July	TBA	TBA
August	TBA	TBA
September*	AMPS Judging Review	TBA
October	Kit Auction	TBA
November	TBA	TBA
December*	TBA	TBA
January 2020	TBA	TBA

Here is a list of members who are responsible for providing articles for the newsletter and program presentation at our monthly meetings.

Please note any member may contribute as many articles as he wants any time. The purpose of this schedule is to ensure we have at least one article in the newsletter each month.

Prompt submission of your article is much appreciated. The deadline is always **11:59PM on the last Wednesday of the previous month** (e.g. Greg Beckman's article for January 2019 was due on the last Wednesday of December).

* Quarterly contest month



From the Turret

Greetings! I'm writing this article at the very end of 2018. As I reflect back, there are mostly positive thoughts. I hope most, if not all, members of our club agree, even though I'm sure we have all faced challenges and certainly not everything turned out the way we would have preferred. May the new year be even better!

At the last meeting, I mentioned another Andrea Miniatures workshop coming up in February. I believe at the time I stated it would be conducted by Bob Bethea and Ian Candler. If so, I apologize for the misinformation. That workshop is now scheduled to be

ran by Bob and Henry Núñez. And it should be another really good one.

I have enjoyed history most of my life ever since my grandmother stated she went to school with George Washington. She did not mean to confuse me (although she did), it was just her sense of humor.

As I did an Internet search on WWII events for in keeping with the seventy-five years ago theme, I found there were a lot going on in the first month of 1944. On the Eastern Front, the Soviets were relentlessly hammering German forces. Before the end of January, the Red Army was well within the pre-war (1939) boundaries of Poland, and the German army had achieved only a few defensive successes as it fought for its survival.

The Allies' second front (D-Day) on Nazi occupied France was still five months away. However, a great deal of fighting was happening in Italy. The **Battle of Monte Cassino** had begun. Also, American and British forces landed in Anzio. Despite the initial success, German response was swift, and the Allies

(Continued on page 4)



It is that time of the year again. Please have your club **\$12** dues ready at the January meeting. For those who prefer to make a mail-in payment, our treasurer's address is:

**Eric Choy
13213 Marrero Drive
Austin TX 78729**

Please **DO NOT** send cash by mail. Be sure your check or money order is made payable to "**AABS.**"

Some members may notice his dues are slightly higher than usual. That may be a result of the incurrence of last year's White Elephant (WE) contest penalty. As we all aware there is a \$10 mandatory "donation" to the club treasury if one fails to build his WE kit!



Veep Talks



Deadline: February 6th

Sherman Tank Group Build

Here is the latest list of members participating in our Sherman group build:

Ted Andreas, Jr.	USMC M4A2 Iwo Jima
Bob Bethea	M4A3E2 Jumbo
Andrew Bodin	M4A3
Greg Beckman	M4A3E2 Jumbo
Chris Chany	USMC M4A4 POA Korea
Eric Choy	Egyptian Sherman
Ian Candler	British Mk.III North Africa
Rick Herrington	M4A1
Russ Holm	British Firefly
	M4A3 ETO
Mike Lamm	M4A3E8
Mike Maloney	M4A1 Centipede Tracks
Ted Paone	M4 with Bulldozer
Keith Townsend	M51 Super Sherman

Please bring in your participating Sherman to our **February Meeting** on **Feb 6th** so we can make plans on arranging a display at this year's *Modelfiesta* in San Antonio. Thank you all!

Ian

(Continued from page 3)

for a time were in danger of being pushed back into the sea. In the end, the eventual breakout from the Anzio beachhead would result in the capture of Rome.



Elements of the 1st Armored Division landing in Anzio

Germans would be forced to withdraw from Monte Cassino but not until they inflicted tremendous casualties among Allied forces from several nations.



German Paratroopers captured near Monte Cassino by the British Army

Also occurred in January was the **Battle of Rapid River**. This battle, which was actually fought on the Gari River, was an attempt by General Mark Clark to outflank German defenses at Monte Cassino.

The battle was a disaster for the US 36th Infantry Division (ID), a mostly Texas National Guardsman unit. After the initial artillery barrage, the 141st and 143rd Infantry Regiments of the 36th ID crossed the Gari River in boats and attempted to dislodge German defenders. The 15th Panzer Grenadiers met them with withering fire power, and as the T-Patchers (the Division patch of the 36th ID) faltered, the grenadiers counterattacked.

Both regiments withdrew back across the river with high casualties, but later the 143rd was able to re-cross the river in good order. The 141st was not as fortunate. Most of their boats were shot up, and those who were not killed by the panzer-grenadiers were taken prisoner.



Members of the 36th Infantry Division in retreat from the Gari River assault.

By comparison, the Germans suffered very little, and in spite of pressure from General Clark, the commander of the 36th ID did not commit his reserve troops, the 142nd Infantry Regiment, into the fray.

Back to the present, I would like to congratulate **Rick Herrington** on being selected as **2018 Member of the Year** and **Greg Beckman** for winning the **Most Prolific Modeler Award**. I would also like to recognize our White Elephant Contest winners: **Eric Choy** (first place), **Alex Gashev** (second place), and **Ted Paone** (first place naked - built but not painted).

Finally, I would like to thank Eric again for setting up the past Christmas Party. The venue was very nice, and we all had a great time.

At any rate, Happy New Year! Remember in 2019 to keep building and painting! We have a great year ahead of us.

Ted Andreas, Jr.
President



German defenders in Italy



Note the white star of the 15th Panzer Grenadier Division

2018 Fourth Quarterly (WE) Contest Winners



**1st Place:
Eric Choy**

1/35th Type95 Ha-Go



**2nd Place:
Alex Gashev**

1/35th StuG IV

**1st Place (Naked):
Ted Paone**

1/35th M4A3E8



2. The paints that I use for rusting out a destroyed tank (see photo below). I will not be using Vallejo Rust texture on this project as the turrets have enough cast texture.



3. I start with a base color that serves as a primer. I usually use Tamiya XF-79 (Linoleum Deck Brown). If I am out of XF-79, I substitute it with AK Surface Primer Rust.



4. After the XF-79 is dry, I dilute some Vallejo Panzer Aces 303 (Yellowish Rust) with water and do a pin wash around weld seams and other depressions on the horizontal areas. On the side of the turrets, I take a more of a wash/streak approach. Keep a damp wide brush nearby to



wipe away the excess wash. The light yellow wash should stay in the crevices/texture of the armor. If the streaks do not show up well, you can go back and add more to your liking.



5. Depending on the primer you use and how it looks, sometimes I use a Dark Rust wash. The wash I am using here is a diluted Vallejo Panzer Aces 302 (Dark Rust).



- The next step is the splatter step. This step adds some color variation to the rusted areas. To do this I use straight from the bottle Panzer Aces 302 (Dark Rust) first and then followed by Panzer Aces 303 (Yellowish Rust). The finer the splatter the better. For this, I use an inexpensive Stencil brush from Hobby Lobby. Start easy on this step and add more to your liking, but the smaller the splatter the better.



- Last step before introducing pastels involves a light drybrushing of only the raised surface details. I use Panzer Aces 303 again but lighten it up a slight bit.
- Last step: any light rust pastel will work for this, but I use MIG P024 (Light Rust). If you have ever seen a recently burnt vehicle, you will notice how flat and light yellow the fresh rust is. The best



way I have found to produce it is via pastels. I use a short brush and apply it in cloud shapes or on the tops/horizontal areas of the vehicles.



When you make your own burnt-out vehicle, I would advise looking at vehicles in a nearby junk yard. There is always a fresh-burnt car laying around.



I have also included a picture of a T-34/85 from the Korean War that was taken right after the fire went out. You should be able to see the yellow/flatness towards the top of the turret.

Greg

AMPS International Convention


May 9-11

Adam's Mark Hotel
120 Church St
Buffalo, NY 14202

Brought to you by
AMPS Niagara Frontier
& AMPS Canada



SNOW



Our convention theme this year is "Snow." Join us in Buffalo for the biggest and best armor modeling event in the U.S. Enjoy vendors, seminars and a huge raffle. The display room is well-lit for viewing the models.

The outstanding venue is located on the shores of Lake Erie, adjacent to the Erie County Naval and Serviceman's Park with indoor parking and easy vendor access. The hotel is a full service facility.

Downtown Buffalo affords easy access to I-90, the Peace Bridge from the QEW/Canada, the Buffalo-Niagara International Airport and Amtrak.

Get the latest event, registration and schedule information at amps-armor.org

JOIN *AMPS* TODAY

NAME: _____

ADDRESS: _____

CITY: _____ **STATE:** _____

ZIP CODE: _____ **COUNTRY:** _____

PHONE: _____

E-MAIL: _____

MEMBERSHIP TYPES	1 Year	2 Year	3 Year
Regular U.S.	<input type="checkbox"/> (\$30)	<input type="checkbox"/> (\$55)	<input type="checkbox"/> (\$80)
Regular Canada/Mexico	<input type="checkbox"/> (\$35)	<input type="checkbox"/> (\$65)	<input type="checkbox"/> (\$95)
Regular Rest of the World	<input type="checkbox"/> (\$40)	<input type="checkbox"/> (\$75)	<input type="checkbox"/> (\$110)
Junior (17 or under)	<input type="checkbox"/> (\$15)	<input type="checkbox"/> (\$30)	<input type="checkbox"/> (\$45)
Family Member*	<input type="checkbox"/> (\$ 5)	<input type="checkbox"/> (\$10)	<input type="checkbox"/> (\$15)

*For anyone living at the same address with a regular active member. Family member DOES NOT receive an individual copy of *Boresight* but enjoy vendor discounts, website access, and can enter in the national competition as long as he/she is accompanied by the regular active member.



IF PAYING BY CHECK OR MONEY ORDER SEND YOUR MEMBERSHIP DUES AND COMPLETED FORM TO:

AMPS
MEMBERSHIP DEPT.



All payments must be made in U.S. funds. **AMPS** accepts payments by check and money order, as well as PayPal. To join using PayPal, just visit the **AMPS** website:

www.amps-armor.org

New On The Block



Due any day now is Tamiya's brand new 1/35th M551 Sheridan.



Amusing Hobby continues to release yet another wacky paper panzer in 1/35th scale. This is a Waffenträger based on an E-100 chassis.



Meng's 1/35th British "RR" Armored Car should give Copper State Model's Lanchester a good run for the money!




The latest in Thunder Model's Hetzer line of vehicles is a proposed APC Kätzchen (German for kitten). Two prototypes were delivered by Auto-Union (Audi), and BMW was in charged of production by modifying existing Hetzer chassis. None was produced before the war was over.

AMPS Boresight (Volume 26, Issue 6)

The latest issue of *Boresight* is out. Here is a quick look inside:

- ♦ T-34/85 with Mine Plow by Macro Antonio Gomez Alvarez
- ♦ Military Technical Museum of Lesany by Steve Andreano
- ♦ D.A.K. Opel Blitz & FlaK38 by Ruben Gonzalez Hernandez
- ♦ Book Review: T-14 Armata by Editor
- ♦ Local Chapters News
- ♦ Know Your Officer



About Us

The Austin Armor Builders Society (AABS) started in 1999 when Don Jones, a member of the local IPMS chapter, decided "what a good idea to get out two nights a month, and on least one night talk tanks."



AABS is the first scale model club in Central Texas devoted solely to armor modeling. We don't build planes because they are just plain! Our passion is armored fighting vehicles and military figures. Subject of our interest ranges from WWI, WWII, Korea, Vietnam, Middle East, to the most recent Gulf War Conflicts.

At each monthly meeting, we talk tanks, swap kits, and share our building techniques and tricks. We also hold regular in-house model contests and organize out-of-town field trips to museums and modeling events. Every odd-numbered year AABS hosts the biggest scale armor modeling show in Texas that attracts some of the best armor modelers in the Lone Star as well as neighboring states.

Since inception AABS is a local chapter of Armor Modeling and Preservation Society (AMPS), a national organization dedicated to the promotion of scale modeling and armored vehicle preservation.

To find out more about AABS, please visit our website or pick up a club flyer at your local hobby shop.

19990424

We are on the web @ austinamps.org



2018 Most Prolific Member: Greg Beckman.
He managed to finish 23 models last year!

2018 Member of the Year: Rick Herrington