



Sabot Away!



Newsletter of the Austin Armor Builders Society

December 2018



Inside this issue:

CALENDAR OF EVENTS	2
UPCOMING PROGRAM PRESENTATIONS AND NEWSLETTER ARTICLES	2
FROM THE TURRET	3
VEEP TALKS: SHERMAN GROUP BUILD	4
THE TANKS ARE COMING, THE TANKS ARE COMING...	4
PAINTING WOOD COLORS	5
2018 CHRISTMAS PARTY	6
JOIN AMPS TODAY	7
NEW ON THE BLOCK	8
BORESIGHT PREVIEW	8
ABOUT US	9
MEMBERS' GALLERY	9



WHITE ELEPHANT CONTEST!

December is our final quarterly contest month, and we'll decide who built the best White Elephant kit from 2017 (see photo above) or any prior year. There will be two categories in this contest:

◆ **Naked** - built but not painted. Only

the top Naked winner will receive a cash prize of USD \$15.

◆ **Finished** - built and painted. First, second, and third winners in this category will be awarded USD \$40, \$30, and \$20 respectively.

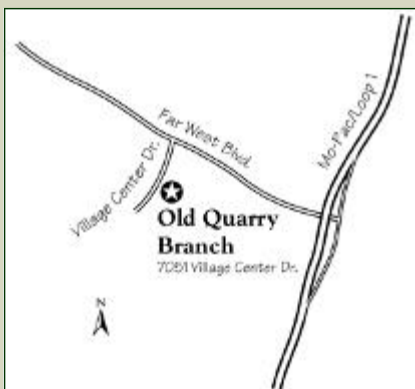
Remember, you have to be an active member to participate. As usual the **no sweep** rule is strictly enforced. i.e. No single contestant is allowed to win ALL THREE (first, second, and third) cash prizes in any of our in-house contest.



Austin Armor Builders Society (AABS) meets at 7PM each month at the **Austin Public Library**. Our next meeting is on

December 5, 2018

Annual dues for full membership are USD \$12 to be collected at each January meeting. Upon receipt of payment, a membership card will be issued. This card is valid for one year, and it entitles holder to discounts at various local hobby shops in the Central Texas and San Antonio areas.



Sabot Away! is the official newsletter of AABS and is published twelve times a year on/before each monthly meeting. Any inquiry on subscription issues or assistance on article contribution please contact editor Eric Choy via email aabsco@gmail.com.

The views and opinions expressed in this newsletter are those of the authors. They do not necessarily reflect the official policy or position of AABS.



CALENDAR OF EVENTS

- ◆ December 1 - **AABS Christmas Party**
- ◆ December 5 - **AABS Club Meeting**
- ◆ January 2 - **AABS Club Meeting**
- ◆ January 27 - **CALMEX XXXIII**, Lake Charles Civic Center, Lake Charles, LA
- ◆ February 6 - **AABS Club Meeting**
- ◆ February 16 - **Model Fiesta 38**, San Antonio Event Center, San Antonio, TX



AABS Officers May 2018 – Apr 2020

Ted Andreas, Jr., President
tedandreas1@yahoo.com

Ian Candler, Vice-President
iancandlermedia@gmail.com

Eric Choy, Treasurer
(512) 554-9595, aabsco@gmail.com

Ted Paone, Secretary
(512) 635-9516, theopaone@att.net

Eric Choy, Newsletter Editor
(512) 554-9595, aabsco@gmail.com

Joe Fisher, Webmaster
(512) 350-6936,
fisherjoe2014@gmail.com



Schedule of Upcoming Program Presentations and Newsletter Articles

Month	Program Presentation	Newsletter Article
January 2018	Greg Beckman	Chris Chany
February	Kevin Hutchison	Kevin Hutchison
March*	Eric Choy	Bob Bethea
April	Ian Candler	Ian Candler
May	Aaron Smischney	Greg Beckman
June*	Ted Andreas, Jr.	Joe Fisher
July	Alex Gashev	Ted Andreas, Jr.
August	Rick Herrington	Rick Herrington
September*	Ted Paone	Ted Paone
October	Kit Auction	Dave Bourland
November	Eric Choy	Dane Sherry
December*	Bob Bethea	Russ Holm
January 2019	Mike Lamm	Greg Beckman

Here is a list of members who are responsible for providing articles for the newsletter and program presentation at our monthly meetings.

Please note any member may contribute as many articles as he wants any time. The purpose of this schedule is to ensure we have at least one article in the newsletter each month.

Prompt submission of your article is much appreciated. The deadline is always **11:59PM on the last Wednesday of the previous month** (e.g. Chris Chany's article for January 2018 was due on the last Wednesday of December).

* Quarterly contest month



From the Turret

Greetings! Holiday season is upon us. Some of us really enjoy this time of the year. The experts, however, tell us that this can also be a very stressful time for many. It is my hope that the season is joyful for our club members, families, friends around us.

As noted last month, World War One ended one hundred years ago. In addition, historically, a lot was going on in World War Two seventy-five years ago. Yet for December the biggest event would appear to be what was happening in Greece seventy-five years ago.

In December 1943, the Germans mounted an operation to crush partisan resistance in Greece. Early into this operation, 77 German soldiers of the 117th Jäger Division were executed by partisans.

The German response was brutal. In retaliation, General Karl von Le Suire, commander of the division, ordered the town of Kalavryta to be destroyed and every male twelve and over to be shot. Sources vary with estimates between 700 and 1200 civilians being killed during this act of revenge.

Von Le Suire and the 117th Jäger Division would end the war on the eastern front. The general would die as a Russian POW on the 18th of June 1954, at the age of 54.

The town of Kalavryta would be rebuilt and has a memorial overlooking it. A historical novel written in

2014, *Hitler's Orphan: Demetri of Kalavryta*, is based on the massacre that took place in 1943.



The Memorial overlooking Kalavryta (Wikipedia)

Note: Jäger Divisions were organized in WWII by Germany to fight as light infantry formations in rough terrain. They had fewer heavy weapons than a standard infantry division but had more artillery in their order of battle than the mountain divisions of the time.



Jäger Division Troops

I hope to see you at the Christmas party, and again at our December meeting/contest. In the meantime, keep building and painting.

Ted Andreas, Jr.
President



Veep Talks



Sherman Tank Group Build

Here is the latest list of members participating in our Sherman group build:

Ted Andreas, Jr.	USMC M4A2 Iwo Jima
Bob Bethea	M4A3E2 Jumbo
Andrew Bodin	M4A3
Greg Beckman	M4A3E2 Jumbo
Chris Chany	USMC M4A4 POA Korea
Eric Choy	Egyptian Sherman w/ FL-10 Turret
Ian Candler	British Mk.III North Africa
Rick Herrington	M4A1
Russ Holm	
Mike Lamm	M4A3E8
Mike Maloney	M4A1 Centipede Tracks
Ted Paone	M4 with Bulldozer
Keith Townsend	M51 Super Sherman

If anyone wishes to join us, please don't hesitate to contact Ted, Eric, or myself. The more the merrier! Thank you all!

Ian

The Tanks Are Coming, The Tanks Are Coming...

Need something to relax to after gobbling up the last bite of your holiday meal?



A new AFV documentary, **Age of Tanks**, is now available on **Netflix**. It is a four-part (each about 53 minutes) series on the history of tanks and their impact on major wars and selected political conflicts during the past 100 years.

Produced by LOOKSfilm (France) with the support of other European media companies, this is a flesh look at the subject from the euro prospective. The series

has received many positive reviews and acclaims since its debut in France last November.

Many thanks to member **Dane Sherry** for bringing us to attention of this holiday event (couch-potato style!).



MERRY CHRISTMAS




Painting Wood Colors

by Russ Holm


Painting wood is nothing but trying to fool “the Mind’s Eye.” The colors used are suggestions, not a specific formula.

Before you start, make sure the model (resin or plastic) is clean and free of contaminants.

Using a brush, paint the subject surface with Model Master Wood #1735. Apply the paint in the direction of what would be the wood grain and let the paint dry completely.



Now is the fun part. Dip your Tamiya Modeling brush #3 in Model Master wood paint and apply a thin even coat of paint. Wipe away any remaining paint from the brush. I use an old t-shirt.




Now dip the same brush in Model Master Burnt Umber. Wipe most of the paint out of the brush but leave just a little behind (you can always add more). Apply it to your model using a light/feather touch. The weight of the brush is plenty. You want a very streaked surface in the direction of the wood grain, not a solid color.

Repeat the above step with a woody color. I use Burnt Sienna. You could use Raw Sienna. Apply the last color in a light streaked manner so that all the colors are visible somewhere on the piece.



Time to create highlights and shadows. Have a jar of India ink thinned with denatured alcohol. Don't use paint thinner; it's too aggressive! Flood the surface with the ink/alcohol solution by dipping a Qtip in the solution. Starting in the middle, GENTLY rub the middle of the surfaces with lighter strokes working out to the edges. The alcohol ink solution will soften the color contrasts, and you can control which or all of the colors are to dominate.





Sabot Away!

The Newsletter of The Austin Armor Builders

December 2018

Page 6

Once you finish, give the completed project a shot of Flat Clear and admire your completed project. Amen!

Notice in the picture, the finished bucket, the barrels and the deck:



Russ



December 1st 2018

Rudy's BBQ and some very interesting white elephant (WE) gifts. Everyone had such a good time that no one remembered to take any photographic evidence of us being there, except for this WE group shot at the end of the party...

This year's Christmas Party was another huge success. Twenty-three members and their families showed up to lots of good food from

Happy holidays, everyone!



JOIN *AMPS* TODAY

NAME: _____

ADDRESS: _____

CITY: _____ **STATE:** _____

ZIP CODE: _____ **COUNTRY:** _____

PHONE: _____

E-MAIL: _____

MEMBERSHIP TYPES	1 Year	2 Year	3 Year
Regular U.S.	<input type="checkbox"/> (\$30)	<input type="checkbox"/> (\$55)	<input type="checkbox"/> (\$80)
Regular Canada/Mexico	<input type="checkbox"/> (\$35)	<input type="checkbox"/> (\$65)	<input type="checkbox"/> (\$95)
Regular Rest of the World	<input type="checkbox"/> (\$40)	<input type="checkbox"/> (\$75)	<input type="checkbox"/> (\$110)
Junior (17 or under)	<input type="checkbox"/> (\$15)	<input type="checkbox"/> (\$30)	<input type="checkbox"/> (\$45)
Family Member*	<input type="checkbox"/> (\$ 5)	<input type="checkbox"/> (\$10)	<input type="checkbox"/> (\$15)

*For anyone living at the same address with a regular active member. Family member DOES NOT receive an individual copy of *Boresight* but enjoy vendor discounts, website access, and can enter in the national competition as long as he/she is accompanied by the regular active member.



IF PAYING BY CHECK OR MONEY ORDER SEND YOUR MEMBERSHIP DUES AND COMPLETED FORM TO:

AMPS
MEMBERSHIP DEPT.



All payments must be made in U.S. funds. **AMPS** accepts payments by check and money order, as well as PayPal. To join using PayPal, just visit the **AMPS** website:

www.amps-armor.org

New On The Block



Tamiya's newly tooled 1/35th M3A1 Scout Car is here already? What happened to their latest M551 Sheridan?



Takom's 1/72nd Tank Transport/Bulldozer combo is almost as big as an 1/35th WWII-era recovery vehicle/trailer model! I'm sure this kit will appeal to armor modelers of all scales.



The first issue of PLA's DioramaMag features John Rosengrant's M48 diorama on the cover with a very nice Shep Paine tribute plus many fine works by modelers all over the world.




Can't get enough of modern Russian armor? Try Zvezda's latest 1/35th T-15 Infantry fighting vehicle. It shares the same modular design with the T-14 Armata main battle tank both in scale and real life.

AMPS Boresight (Volume 26, Issue 6)

The latest issue of *Boresight* is out. Here is a quick look inside:

- ♦ T-34/85 with Mine Plow by Macro Antonio Gomez Alvarez
- ♦ Military Technical Museum of Lesany by Steve Andreano
- ♦ D.A.K. Opel Blitz & FlaK38 by Ruben Gonzalez Hernandez
- ♦ Book Review: T-14 Armata by Editor
- ♦ Local Chapters News
- ♦ Know Your Officer



About Us

The Austin Armor Builders Society (AABS) started in 1999 when Don Jones, a member of the local IPMS chapter, decided "what a good idea to get out two nights a month, and on least one night talk tanks."



AABS is the first scale model club in Central Texas devoted solely to armor modeling. We don't build planes because they are just plain! Our passion is armored fighting vehicles and military figures. Subject of our interest ranges from WWI, WWII, Korea, Vietnam, Middle East, to the most recent Gulf War Conflicts.

At each monthly meeting, we talk tanks, swap kits, and share our building techniques and tricks. We also hold regular in-house model contests and organize out-of-town field trips to museums and modeling events. Every odd-numbered year AABS hosts the biggest scale armor modeling show in Texas that attracts some of the best armor modelers in the Lone Star as well as neighboring states.

Since inception AABS is a local chapter of Armor Modeling and Preservation Society (AMPS), a national organization dedicated to the promotion of scale modeling and armored vehicle preservation.

To find out more about AABS, please visit our website or pick up a club flyer at your local hobby shop.

19990424

We are on the web @ austinamps.org

Three finished works by
Greg Beckman:

MT-13 160mm mortar
vignette (top), T-60 (left)
And KV-220 (right).

