



Sabot Away!



Newsletter of the Austin Armor Builders Society

June 2018


Travels, Museums and Armor

By Joe Fisher

Really, I should consider myself lucky to have a wife who loves to travel and spend lots of time in museums. Most larger collections that we visit have a section on body and, perhaps, horse armor. That's where I usually head toward first. We've seen displays that range in time from Roman and earlier armor to the medieval and even later.

Personal armor was essentially made obsolete with the development of the iron tipped arrow and the long bow. That combination proved spectacularly victorious for the English at the Battle of Agincourt in France in 1415. See this excellent summary of the battle and the difficulty of movement of armored personnel. The stuff was just too heavy.

Body armor continued to be fabricated for ceremonial and sporting purposes much later. Some really great examples can be found in the **Leonardo da Vinci Museum** and the



National Museum of Bargello, both in Florence, Italy, which we visited last summer with our grandson Roy.

Photo 1, taken at the Leonardo da Vinci Museum, is a bust of the great man (1452-1519), who spent a significant amount of his time designing

(Continued on page 5)

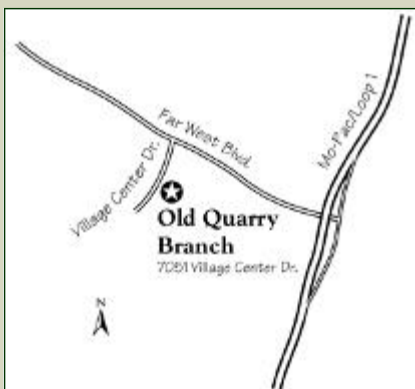
Inside this issue:

CALENDAR OF EVENTS	2
UPCOMING PROGRAM PRESENTATIONS AND NEWSLETTER ARTICLES	2
FROM THE TURRET	3
JOIN AMPS TODAY	8
NEW ON THE BLOCK	9
BORESIGHT PREVIEW	9
ABOUT US	10
IT'S ALIVE!!!	10

Austin Armor Builders Society (AABS) meets at 7PM each month at the **Austin Public Library**. Our next meeting is on

June 6, 2018

Annual dues for full membership are USD \$12 to be collected at each January meeting. Upon receipt of payment, a membership card will be issued. This card is valid for one year, and it entitles holder to discounts at various local hobby shops in the Central Texas and San Antonio areas.



Sabot Away! is the official newsletter of AABS and is published twelve times a year on/before each monthly meeting. Any inquiry on subscription issues or assistance on article contribution please contact editor Eric Choy via email aabsco@gmail.com.

The views and opinions expressed in this newsletter are those of the authors. They do not necessarily reflect the official policy or position of AABS.



CALENDAR OF EVENTS

- ◆ **June 6 - AABS Club Meeting**
- ◆ **June 9 - SoonerCon 2018**, Council Road Baptist Church, Bethany, OK
- ◆ **July 5 - AABS Club Meeting**
- ◆ **July 14 - Lone Star Military Miniatures Society Modeling Day**, Shady Hollow Community Center, Austin
- ◆ **August 1 - AABS Club Meeting**
- ◆ **August 1 to 4 - 2018 IPMS USA National Convention**, Phoenix Convention Center, Phoenix, AZ



AABS Officers May 2016 – Apr 2018

Ted Andreas, Jr., President
tedandreas1@yahoo.com

Ian Candler, Vice-President
iancandlermedia@gmail.com

Eric Choy, Treasurer
(512) 554-9595, aabsco@gmail.com

Ted Paone, Secretary
(512) 635-9516, theopaone@att.net

Eric Choy, Newsletter Editor
(512) 554-9595, aabsco@gmail.com

Joe Fisher, Webmaster
(512) 350-6936,
fisherjoe2014@gmail.com



Schedule of Upcoming Program Presentations and Newsletter Articles

Month	Program Presentation	Newsletter Article
January 2018	Greg Beckman	Chris Chany
February	Kevin Hutchison	Kevin Hutchison
March*	Eric Choy	Bob Bethea
April	Ian Candler	Ian Candler
May	Aaron Smischney	Greg Beckman
June*	Ted Andreas, Jr.	Joe Fisher
July	Alex Gashev	Ted Andreas, Jr.
August	Rick Herrington	Rick Herrington
September*	Ted Paone	Ted Paone
October	Kit Auction	Dave Bourland
November	Russ Holm	Dane Sherry
December*	Bob Bethea	Eric Choy
January 2019	Mike Lamm	Greg Beckman

Here is a list of members who are responsible for providing articles for the newsletter and program presentation at our monthly meetings.

Please note any member may contribute as many articles as he wants any time. The purpose of this schedule is to ensure we have at least one article in the newsletter each month.

Prompt submission of your article is much appreciated. The deadline is always **11:59PM on the last Wednesday of the previous month** (e.g. Chris Chany's article for January was due on the last Wednesday of December).

* Quarterly contest month



From the Turret

Greetings! I hope everyone had a great Memorial Day weekend. To those of us who still attempt to hold down a job, the Memorial Day holiday can serve as an oasis in a dry place. It can certainly be a time of rest for the weary, or it can be a rather busy time.

As I attempt to share a few thoughts, I realize that my ideas are not all closely related so they will be formatted as follows:

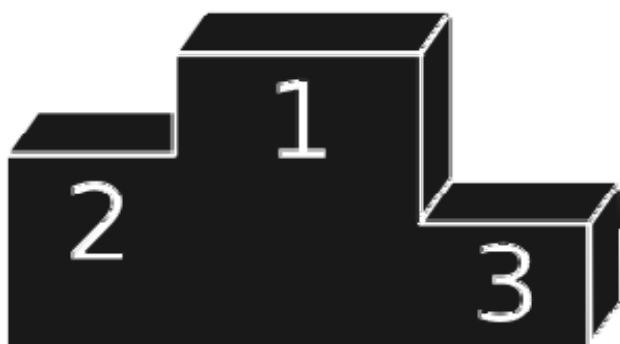
Memorial Day

Memorial Day is a federal holiday that was originally celebrated on the 30th of May. In 1968, the Uniform Monday Holiday Act was passed. It moved four holidays from their traditional dates to a specified Monday within a specific month. In the case

of Memorial Day, it is now celebrated on the fourth Monday in May. The law took effect in 1971 and was eventually adapted in all fifty states.

Memorial Day was originally known as Decoration Day. The tradition of 'decorating' gravesites of soldiers who were killed in war, started in the South during the American Civil War. Memorial Day is

(Continued on page 4)



June Is Quarterly Contest Month!

Bring in your finished model this month to win U.S. Treasury issued greenbacks! Our quarterly contest cash prizes are **\$40**, **\$30**, and **\$20** for the first, second, and third place winners.

To enter you must be a member in good standing. Any model that has not placed in previous quarterly contests is eligible to win. The **"no sweep"** rule is strictly enforced (i.e. each contestant is eligible to win only ONE of the three cash prizes listed above).

If you like to participate but haven't paid your 2018 dues, please do so before our meeting or the show-and-tell session.



(Continued from page 3)

often referred to as the unofficial start of summer. It is in American popular culture a time for grilling steaks, hot dogs, and hamburgers outdoors. Also, a time of having family members and friends gather together to celebrate.

Our family in Michigan had a tradition of taking flowers to the cemetery to honor deceased family members even though none had perished in war, and few had ever served in the military. Yet it was always great to see American flags adorning the graves of deceased veterans including those who had survived war.

However, the purpose of Memorial Day is to honor the men and women who have died in service of our country. It was somewhat of a surprise when I first saw Confederate battle flags marking the final resting place of former CSA veterans, here in Texas. I hope we never lose that tradition of honoring all our veterans.

Membership in AABS has Benefits!

Recently my wife and I had a slight problem that we wanted to resolve in a positive way. We had sold field day t-shirts to raise money for field day at the elementary school where we both work. We came up short a few shirts and could not get our supplier to produce a few more.

I contacted **Kevin Hutchinson** and asked him if his wife could help us out. On short notice she agreed. We ended up with over forty more requests for shirts. Kevin's wife Terri matched the original colors and designs perfectly and got them done in time for us to distribute them before our field day.

Now, if I had never become a member of AABS, I would never have met Kevin or knew of Terri's business. Susan and I appreciate them both for their assistance, quality work and willingness to accommodate on such short notice. Since, I really am not good at networking, being a member of this club has its benefits; this is just one example.



Andrea Workshops

I would like to thank **Henry Núñez** and **Ian Candler** for leading an Andrea figure painting workshop over the first weekend in May (2018). They did a great job; Ian showed me an effective technique for painting the beard on my U-Boat Commander. Again, if you have never been to one of these workshops, I highly recommend going to at least one.

Final Comments

Even though Eric will most likely get the word out, June is quarterly contest month. Hopefully, we are finding time to do what we mainly enjoy — building models, especially armor! If you have one ready to show and compete, make sure you bring it down range with guns blazing. Thanks!

Ted Andreas, Jr.
President





(Continued from page 1)

military armor and devices. Among the collection of objects, all reconstructions of Leonardo's designs, is his robotic soldier in armor (photos 2 & 3).



At the Bargello, there is a good collection of knightly armor, a few examples follow in the photos. I must apologize for the poor quality of some of these photos taken with smart phones. But a better camera wouldn't have helped much as the objects are nearly always stored in glass cases, and the glare is the problem.

A jousting knight's shield, photo 4, has a "notch" in the upper (viewer's) left corner. This notch allowed the right-handed knight to steady his lance as he charged toward his opponent. This one is so ornate that one wonders if something like this would have ever been used in actual combat.



Photo 5 is of a very ornate tall shield; again fabricated for ceremonial purposes. The format of the design could have been used for shields of foot soldiers though.

The armorers made helmets that closely fit the wearer's head, like that shown in photo 6. This one had a "back door," as I recollect, allowing

the wearer to install it. That would make it captive of the head, requiring the help of a "squire" for fitting and removal. One guesses that all personal armor components required the help of several to get a knight or soldier "dressed for battle."



The designs seen in the Bargello collection range from the artistically sublime to the ridiculous. Photo 7 seems to have no way for one head to pass up through the neck area, and thus, might just have been a demonstration, while the helmet in photo 8 reminds one of the face masks worn by modern field hockey players. That thing couldn't have been worn very long with that much steel wire.



(Continued from page 5)

Please tell me if you think the helmet in photo 9 is not ridiculous. A wild hog on a rock? I just couldn't get it. Did they do that kind of joke in the 16th century?



What must have been a masterwork of the armorer is the suit in photo 10. Notice the countless "dimples" that were worked into the steel, diamond shaped on the breast. There is a different pattern of dimples on



the sides it seems. And with some type of plain front for signage, maybe? Also the neck armor and helmet top are separate; a feature I guess.

And again along the lines of the ridiculous is the suit in photo 11. I wasn't able to tell just what type of creature was being sculpted. My wife said it looked like an alligator with a short snout, though it's not too




11

likely that the designer had ever seen a drawing of an alligator. But certainly a monster or dragon of some kind, perhaps mythical. There can be no doubt, however, as to the artistic skill of the armorer in hammering out all those intricate designs by hand.

I could go on forever, but there is only so much space in our newsletter, so I better wrap it up. Yes, I love going to museums too, especially seeing examples of the technology of the era and contemplating the skill of the technicians that made it possible. For me, the body armor of the modern battlefield soldier that can stop bullets is amazing also. One has to wonder when that armor will become obsolete and examples put in museums like knights' suits of long ago.

Joe



IPMS METRO OKLAHOMA CITY
In association with **SOONER AMPS**
Presents

SOONERCON 2018

Saturday, June 9th, 2018 9am-4pm

Council Road Baptist Church

Building is named "The Cube" north of main church building
7903 NW 30th Bethany, OK 73008

Themes:

THE PHABULOS 50'S 1950-1959

Any subject from the 1950's from 1950 to 1959

100th Anniversary **"THE GREAT WAR" 1914-1918**

Any subject from World War I from 1914 to 1918

JOIN *AMPS* TODAY

NAME: _____

ADDRESS: _____

CITY: _____

STATE: _____ **POSTAL CODE:** _____

COUNTRY: _____

PHONE: _____

E-MAIL: _____

1 Year US (\$30) 2 Year US (\$55) 3 Year US (\$80)

IF PAYING BY CHECK OR MONEY ORDER SEND YOUR MEMBERSHIP DUES AND COMPLETED FORM TO:



AMPS
MEMBERSHIP DEPT.
P.O. BOX 227
FAIRHAVEN, MA 02719



All payments must be made in U.S. funds.

AMPS accepts payments by check and money order, as well as PayPal.

To join using PayPal, just visit the *AMPS* website:

www.amps-armor.org

NEW ON THE BLOCK



Latest 1/48th release from Tamiya is the Churchill Mk.VII Infantry tank with Crocodile flamethrower trailer.



Only one SMK was built, and it was used during the Winter War against Finland in 1939. One has to wonder if Takom has any plan to release other 1/35th multi-turreted Soviet tanks of the same era...



Ooh, Japanese paper panzer! Amusing Hobby's latest is a 1/35th Type 5 Ho-Ri I tank destroyer with a 105mm gun. It sure looks like the Japanese version of a Ferdinand/ Elefant.

AMPS Boresight (Volume 26, Issue 3)

The latest issue of *Boresight* is out. Here is a quick look inside:

- ♦ **USMC M103A1** by Mike Petty.
- ♦ **M40 Series of Vehicles** by John Kirkpatrick.
- ♦ **Communism Stops Here!** by Robert Burik.
- ♦ **Know Your Officer**
- ♦ **WIP: Changing Up Meng's Tiger-Ms** by Greg Beckman.



About Us

The Austin Armor Builders Society (AABS) started in 1999 when Don Jones, a member of the local IPMS chapter, decided "what a good idea to get out two nights a month, and on least one night talk tanks."



AABS is the only scale model club in Central Texas devoted solely to armor modeling. We don't build planes because they are just plain! Our passion is armored fighting vehicles and military figures. Subject of our interest ranges from WWI, WWII, Korea, Vietnam, Middle East, to the most recent Gulf War Conflicts.

At each monthly meeting, we talk tanks, swap kits, and share our building techniques and tricks. We also hold regular in-house model contests and organize out-of-town field trips to museums and modeling events. Every odd-numbered year AABS hosts the biggest scale armor modeling show in Texas that attracts some of the best armor modelers in the Lone Star as well as neighboring states.

Since inception AABS is a local chapter of Armor Modeling and Preservation Society (AMPS), a national organization dedicated to the promotion of scale modeling and armored vehicle preservation.

To find out more about AABS, please visit our website or pick up a club flyer at your local hobby shop.

19990424

New AABS website coming soon...

Bob Bethea's Fine Molds 1/72nd IJA Super Tank O-I. Armament on this 150 ton paper panzer includes one 105mm cannon, two 47mm anti-tank guns, and 7.7mm machine guns. While historians are still debating the existence of the prototype, at least the tracks of the tank survived the war and are currently on display at JGSDF Fuji School in Japan.

