



Sabot Away!



Newsletter of the Austin Armor Builders Society

May 2018



Inside this issue:

| | |
|--|----|
| CALENDAR OF EVENTS | 2 |
| UPCOMING PROGRAM PRESENTATIONS AND NEWSLETTER ARTICLES | 2 |
| FROM THE TURRET | 3 |
| RIVERCON VII RECAP | 6 |
| AMPS 2018 INT'L CONVENTION | 7 |
| JOIN AMPS TODAY | 8 |
| NEW ON THE BLOCK | 9 |
| BORESIGHT PREVIEW | 9 |
| ABOUT US | 10 |
| IT'S ALIVE!!! | 10 |

БЕИ ФАШИСТСКУЮ РАДНИЦУ!

(Crush the Fascist Vipers!)

By Greg Beckman

As many members in the club aware, I build almost exclusively Russian Armor. It is just my thing. On occasion, I do venture into Japanese and German armor of

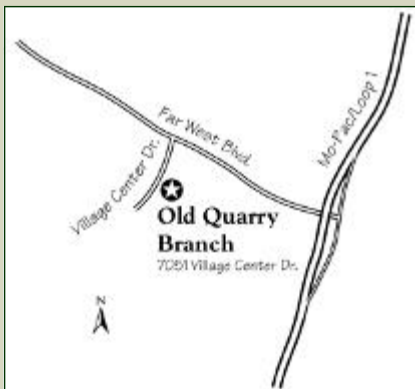
late. My stockpile of unbuild kits are now down to five, and I wanted to make something out of my Russian wheelhouse. The only non-Russian kit I had in my stockpile was the Asuka (formerly Tasca) Luchs. It is obviously the best kit on the market for this tank. Over time, I had collected a few aftermarket items to enhance it a bit more: Friulmodel tracks, RB Model's turned barrel, RB Model's brass

(Continued on page 4)

Austin Armor Builders Society (AABS) meets at 7PM each month at the **Austin Public Library**. Our next meeting is on

May 2, 2018

Annual dues for full membership are USD \$12 to be collected at each January meeting. Upon receipt of payment, a membership card will be issued. This card is valid for one year, and it entitles holder to discounts at various local hobby shops in the Central Texas and San Antonio areas.



Sabot Away! is the official newsletter of AABS and is published twelve times a year on/before each monthly meeting. Any inquiry on subscription issues or assistance on article contribution please contact editor Eric Choy via email aabsco@gmail.com.

The views and opinions expressed in this newsletter are those of the authors. They do not necessarily reflect the official policy or position of AABS.



CALENDAR OF EVENTS

- ◆ **May 2 - AABS Club Meeting**
- ◆ **May 3 to 5 - 2018 AMPS International Convention,** Dayton, OH
- ◆ **June 2 - Scalefest 2018,** Grapevine Convention Center, Grapevine, TX
- ◆ **June 6 - AABS Club Meeting**
- ◆ **June 9 - SoonerCon 2018,** Council Road Baptist Church, Bethany, OK
- ◆ **July 5 - AABS Club Meeting**
- ◆ **July 14 - Lone Star Military Miniatures Society Modeling Day,** Shady Hollow Community Center, Austin



AABS Officers May 2016 – Apr 2018

Ted Andreas, Jr., President
tedandreas1@yahoo.com

Ian Candler, Vice-President
tedandreas1@yahoo.com

Eric Choy, Treasurer
(512) 554-9595, aabsco@gmail.com

Ted Paone, Secretary
(512) 635-9516, theopaone@att.net

Eric Choy, Newsletter Editor
(512) 554-9595, aabsco@gmail.com

Joe Fisher, Webmaster
(512) 350-6936,
fisherjoe2014@gmail.com



Schedule of Upcoming Program Presentations and Newsletter Articles

| Month | Program Presentation | Newsletter Article |
|--------------|----------------------|--------------------|
| January 2018 | Greg Beckman | Chris Chany |
| February | Kevin Hutchison | Kevin Hutchison |
| March* | Eric Choy | Bob Bethea |
| April | Ian Candler | Ian Candler |
| May | Aaron Smischney | Greg Beckman |
| June* | Ted Andreas, Jr. | Joe Fisher |
| July | Alex Gashev | Ted Andreas, Jr. |
| August | Rick Herrington | Rick Herrington |
| September* | Ted Paone | Ted Paone |
| October | Kit Auction | Dave Bourland |
| November | Russ Holm | Dane Sherry |
| December* | Bob Bethea | Eric Choy |
| January 2019 | Mike Lamm | Greg Beckman |

Here is a list of members who are responsible for providing articles for the newsletter and program presentation at our monthly meetings.

Please note any member may contribute as many articles as he wants any time. The purpose of this schedule is to ensure we have at least one article in the newsletter each month.

Prompt submission of your article is much appreciated. The deadline is always **11:59PM on the last Wednesday of the previous month** (e.g. Chris Chany's article for January was due on the last Wednesday of December).


* Quarterly contest month



From the Turret

Greetings! For the benefit of those who were unable to attend our last meeting, elections were held. We have a few changes in our club officer positions.

Eric Choy is still in charge of the treasury, and **Ted Paone** remains our club secretary. However, **Ian Candler** has replaced me as the Vice President. In a surprising development, I was nominated to be the President and ran unopposed! Perhaps later I will share my wife Susan's reaction to the chain of events that unfolded last month.



Ted Andreas
President

Ian Candler
Vice President

Eric Choy
Treasurer

Ted Paone
Secretary



John Talley has done an outstanding job as our prez for two terms. He expressed a desire to step down but did state he fully intends on staying an active member in the ranks. Thanks John for your devoted service. I only hope to do nearly as well.



When Susan and I joined AABS, we did so because we liked several things about this club. There really is not too much I would like to see changed. Hopefully, we will soon have a great website for the club. Also, it will be a good thing if the club is able to get a model building class with the University's informal class program. Any form of community outreach could potentially help keep the hobby alive and well.

Furthermore, as many of our members are active in other model building clubs, I desire that we continue working together to support the efforts of other organizations. To have successful shows/contests, it is obvious that we need other clubs to show up and help. We should be ready to do the same.

I would also like to encourage our members to consider taking one of the painting courses offered through **Andrea Depot USA**. Most of them are taught by **Bob Bethea**, **Henry Núñez**, and **Ian Candler**; usually a combination of the above.

Finally, I would like to thank the club for voting for me. Hopefully, it will all work out, and Susan will forgive you as she is obligated to do so. Thanks!

Ted Andreas, Jr.
President

(Continued from page 1)

antennas and replacement brass smoke grenade tubes (I think they were from Modelpoint).

Assembly of the model was very straight forward. There was no issue at all. The kit has a nice little feature of adjusting the track tension via a long paddle on the inside, near the rear of the hull. About half-way through construction, you fit your tracks, adjust the tension via the paddle, and freeze the location with the glue of your choice. After I did that, I completed the construction phase and prepped for paint.



Since I was building the kit as a late model Luchs, I was stuck with an Eastern Front camo scene of Dark Yellow with green wavy stripes, typical of vehicles in the 4th Panzer Division. I had to factor in some Russian involvement since that's my thing. To do that I reckoned I had some Russian Infantry somewhere, so off to my unbuild figure storage where I found some resin figures by Stalingrad that I had purchased a while back.



I am a big fan of Stalingrad figures and had picked up a number of "Dead" Germans and some Russian infantry in action poses. Once I had my figures picked, I quickly decided on a small scene. The idea is a Russian Infantry squad moving through some retreating German Infantry, using the Luchs for cover while calling in some covering fire from a nearby Stalin organ unit.



The base is a simple wood plaque purchased from Hobby Lobby and painted black. I built up a raised road section with an additional piece of wood laying around my model room. Ground cover is a mix of Durham's wood putty and Celluclay. I added a little Vallejo paint to tone it as ground/dirt.



Sabot Away!

The Newsletter of The Austin Armor Builders

May 2018

Page 5

Once dried, I laid on two to three layers of static grass followed by a soaking with AK gravel and sand fixer. I also added a few taller weed type plants to vary the appearance some.



For the road surface, I laid a thin layer of Vallejo black lava earth texture. I love this stuff. It looks like cement or blacktop pavement, depending on how you color it once it is dried.

Since my Luchs model has articulating suspension, it can be very easily adapted to the terrain slope on the side of the road. This is where Friul tracks help the most.

Once I had secured the tank to the base, I moved on to the figures. Like all resin figures, I removed the pour plugs and assembled with superglue. After I addressed any gaps, I primed them with Tamiya Primer. Vallejo and Tamiya paints were used to complete the figures and all the battlefield debris that came with the German figures.

All in all, a very enjoyable project.

Greg



RiverCon VII Recap

by Ted Andreas, Jr.

Back in March this year, my wife Susan and I went to the RiverCon VII show. We had never been to this show before, although I had planned on going last year and the year before. Weather and other events forced our plans to change.

We spent Friday night before the show in Bossier City, Louisiana. On Saturday morning we made a short trip from the motel to the Bossier City Conference Center.

According to Andy Bloom, the President of IPMS Red River Modelers, this year's RiverCon had 77 contestants and 477 entries. He was pleased to note that contestants came from Oklahoma, Arkansas, Texas, and Louisiana.



Again according to Andy, there was a 70% increase in contestants from last year's show, and a 50% increase in model entries. Like most shows of this size, some categories were stacked. The good thing was the host club did not hesitate to split categories. Some categories were split that probably would not have been divided at other shows. Softskin Armor was an example. That was the first time I saw that category split.



Challenge coins were given for first, second, and third place finishes.

Some folks may prefer a more substantial award, but I think the coins are neat. In addition, if one has a wall full of stuff, the coins look great along side the award-winning model since they take up very little space.



The special awards were excellent. I was blessed to receive one (Best Miscellaneous) for my "Sherman Family Tanks" collection.

The Bossier City Convention Center made a good venue. Several fast food restaurants are within a short distance. A KFC is located practically across the street. In addition, hot dogs, hamburgers, and such were available in the lobby.



Raffle prizes were available at \$1 and \$5 levels. The selection of prizes was good. Unfortunately, someone else got "my" \$5 prize! Maybe we will have better luck next year.

Vendors offered a wide variety of model kits, paints, and tools. One interesting issue for vendors was the taxman. Near the end of the show, all vendors met with a sales tax official and paid their taxes on items sold. That was the first time I have seen such, but the vendors seemed to take it all in stride.

In my opinion, the show was a well-organized event. The registration went smoothly, and the members of IPMS Red River Modelers were friendly and helpful. I would gladly return to future RiverCon shows and recommend it.

Ted

*What's
happening
this week...*

2018 AMPS International Convention

at

Dayton, Ohio

Hope Hotel &
Richard Holbrooke
Conference
Center

May 3-5

More info at:
amps-amor.org

THE 2018 AMPS INTERNATIONAL CONVENTION DAYTON, OHIO, MAY 3-5

That's right. THE armor modeling event in the U.S. is heading to Dayton, Ohio, the home of the **U.S. Air Force Museum!** Our theme this year is "Mishaps and Oh Crap!" Tanks get in all sorts of predicaments, so we hope to see lots of creative entries.

Enter your models in the competition and get the feedback and reinforcement from your peers. You may even be rewarded with a Gold medal or be among the recipients of 14+ special awards.


Our seminars connect you with experts in the field that will inspire you to finish that stalled project. Enjoy presentations on military vehicle history and research.

Modeling vendors come from all over the U.S. and abroad so you will no doubt find that book, accessory or model you've been looking for.

Mike Reaves, Vendor Coordinator
semperfi03732@msn.com
706.594.7109

Glen Martin, Sponsor Coordinator
WalkerBullDogBoy@verizon.net

Dave Koukol, Event Chairman
Dave.Koukol@ipmsdayton.com
937.602.6033



Hope Hotel &
Richard C. Holbrooke
Conference Center
10823 Chidlaw Rd.
Area A, Gate 12A
Wright Patterson AFB
Dayton, OH 45433

Please visit
amps-armor.org
for the latest event and
registration details.



The Armor Modeling & Preservation Society

JOIN *AMPS* TODAY

NAME: _____

ADDRESS: _____

CITY: _____

STATE: _____ **POSTAL CODE:** _____

COUNTRY: _____

PHONE: _____

E-MAIL: _____

1 Year US (\$30) 2 Year US (\$55) 3 Year US (\$80)

IF PAYING BY CHECK OR MONEY ORDER SEND YOUR MEMBERSHIP DUES AND COMPLETED FORM TO:



AMPS
MEMBERSHIP DEPT.
P.O. BOX 227
FAIRHAVEN, MA 02719



All payments must be made in U.S. funds.

AMPS accepts payments by check and money order, as well as PayPal.

To join using PayPal, just visit the **AMPS** website:

www.amps-armor.org

NEW ON THE BLOCK



DML's latest 1/35th release in its Six-Day War 50th anniversary series is an 1/4ton 4x4 Truck (a.k.a. Jeep) with MG34s used during the Israeli War of Independence in 1948.



Due any day now is Thunder Model's 1/35th British 7.2" Howitzer. This was a stopgap weapon based on the WWI era BL 8" gun (see Roden's 1/72nd kit below)



Trumpeter's latest 1/35th BMO-T (transport for flamethrower-squad) sure looks like the assault AFV in a recent Star Wars movie!



Roden's new 1/72nd BL 8" howitzer Mk.VI saw limited action during the Great War before being converted to 7.2 caliber (see above) in WWII.

AMPS Boresight (Volume 26, Issue 2)

The latest issue of *Boresight* is out. Here is a quick look inside:

- ♦ **Sturmtiger!** by David B. Bridges.
- ♦ **Leopard II A7** by Paul Webb.
- ♦ **Review: Special Armour 7.5cm Gebirgskanone M15**
by Steve Andreano.
- ♦ **2018 AMPS International Convention Update**
- ♦ **WWII IJA Sergeant Major** by Henry Núñez, Jr.
- ♦ **Know Your NCOs**
- ♦ **Book Review: Technicals: Non-Standard Tactical Vehicles from the Great Tokyo War to modern Special Forces**
by Chuck Aleshire.



About Us

The Austin Armor Builders Society (AABS) started in 1999 when Don Jones, a member of the local IPMS chapter, decided "what a good idea to get out two nights a month, and on least one night talk tanks."



AABS is the only scale model club in Central Texas devoted solely to armor modeling. We don't build planes because they are just plain! Our passion is armored fighting vehicles and military figures. Subject of our interest ranges from WWI, WWII, Korea, Vietnam, Middle East, to the most recent Gulf War Conflicts.

At each monthly meeting, we talk tanks, swap kits, and share our building techniques and tricks. We also hold regular in-house model contests and organize out-of-town field trips to museums and modeling events. Every odd-numbered year AABS hosts the biggest scale armor modeling show in Texas that attracts some of the best armor modelers in the Lone Star as well as neighboring states.

Since inception AABS is a local chapter of Armor Modeling and Preservation Society (AMPS), a national organization dedicated to the promotion of scale modeling and armored vehicle preservation.

To find out more about AABS, please visit our website or pick up a club flyer at your local hobby shop.

19990424

New AABS website coming soon...

Ted Paone sent us this clipping from Popular Mechanics of a working T-35 replica built for a military museum in Russia. Find out more at:

https://www.popularmechanics.com/military/weapons/a19853841/russian-museum-recreates-wwii-era-land-battleship/?utm_source=quora



GETTY IMAGES / DONAT SOROKIN