



Sabot Away!



Newsletter of the Austin Armor Builders Society

November 2017



Inside this issue:

CALENDAR OF EVENTS	2
UPCOMING PROGRAM PRESENTATIONS AND NEWSLETTER ARTICLES	2
FROM THE TURRET	3
2017 CHRISTMAS PARTY DETAILS	4
2018 AMPS INT'L CONVENTION	7
JOIN AMPS TODAY	8
NEW ON THE BLOCK	9
BORESIGHT PREVIEW	9
ABOUT US	10
MEMBERS' GALLERY	10

A Cracking Oldie

by Eric Choy

Over 900 of the 1084 Lend-Lease British Matilda II Infantry tanks reached the Soviet Union during WWII. Although slow and lightly armed, the Soviet tankers appreciated the heavy armor and the diesel powered Leyland

engines. Matildas played a major role in stopping the German advances during the defense of Moscow as the Red Army lost a large number of tanks in the summer of 1941.

By 1943, most Matildas had been withdrawn from frontline service. A few resources reported some saw

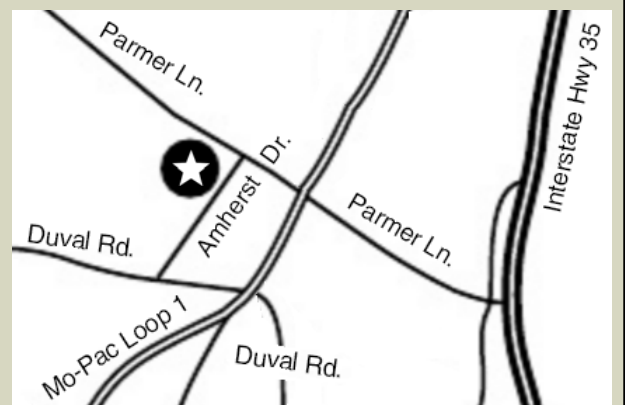
(Continued on page 5)

The next meeting of Austin Armor Builders Society (AABS) is at 7PM on

November 1, 2017

at the **Austin Public Library Milwood Branch**
(12500 Amherst Drive, Austin, TX, 78727)

Sabot Away! is the official newsletter of AABS and is published twelve times a year on/before each monthly meeting. Any inquiry on subscription issues or assistance on article contribution please contact editor Eric Choy via email aabsco@gmail.com. The views and opinions expressed in this newsletter are those of the authors. They do not necessarily reflect the official policy or position of AABS.





CALENDAR OF EVENTS

- ◆ November 1 - AABS Club Meeting
- ◆ November 18 - Lone Star Military Miniature Society Modeling Day Shady Hollow Community Center, Austin, TX
- ◆ December 2 - **AABS Christmas Party**
- ◆ December 6 - AABS Club Meeting
- ◆ January 3 - AABS Club Meeting



AABS Officers May 2016 – Apr 2018

John Talley, President
(512) 388-3473, johnwtalley@hotmail.com

Ted Andreas, Jr., Vice-President
tedandreas1@yahoo.com

Eric Choy, Treasurer
(512) 554-9595, aabsco@gmail.com

Ted Paone, Secretary
(512) 635-9516, theopaone@att.net

Eric Choy, Newsletter Editor
(512) 554-9595, aabsco@gmail.com

Joe Fisher, Webmaster
(512) 350-6936,
fisherjoe2014@gmail.com



Upcoming Program Presentations and Newsletter Articles

Month	Program Presentation	Newsletter Article
January 2017	Worth Haggerton	John Talley
February	Russ Holm	Greg Beckman
March*	Bob Bethea	Eric Choy
April	Randy Bumgardner	Bob Bethea
May	Ian Candler	Ian Candler
June*	Dave Bourland	Andrew Bodin
July	Ted Andreas, Jr.	Ted Andreas, Jr.
August	Ted Paone	Rick Herrington
September*	AMPS Judging Review	Greg Beckman
October	Kit Auction	Kevin Hutchison
November	Aaron Smischney	Aaron Smischney
December*	Greg Beckman	John Talley
January 2018	Chris Chany	Chris Chany

Here is a list of members who are responsible for providing articles for the newsletter and program presentation at our monthly meetings.

Please note any member may contribute as many articles as he wants any time. The purpose of this schedule is to ensure we have at least one article in the newsletter each month.

Prompt submission of your article is much appreciated. The deadline is always **11:59PM on the last Wednesday of the previous month** (e.g. John Talley's article for January was due on the last Wednesday of December).

* Quarterly contest month



From the Turret

November snuck up on me this year. I'm pretty sure it's more than rumor that time flies faster the older you are. Hopefully we can all find a little more of that precious time to spend on our hobbies. Some of us will need a lot more time after picking up models at the auction last month. Thanks to everyone both for bringing kits and for purchasing kits and making the auction a success as usual. It's always fun just seeing the variety of kits people bring in to the auction.

I was looking back at the actions taking place seventy-five years ago for some project inspiration and didn't have to look long to see just how bad the month was for the German army. The British launched *Operation Supercharge* and finally broke through at El Alamein and headed west into Libya, followed quickly with primarily American Torch landings in west Africa heading east.



A British mine flail heading forward during Operation Supercharge.

The actions in Africa were quickly followed by the much bigger Russian Uranus offensive that quickly pinched off and isolated the German Sixth Army in

Stalingrad. It was the beginning of the end in many ways.



Americans driving along a street in Casablanca.



Russians advance in the snow with sleds as well as tanks.

It will be great catching up with you all again at the meeting and seeing what you have been working on. Don't forget this month's meeting will be held at the **Milwood Library** in North Austin, rather than the usual Old Quarry location!

John Talley
President



2017 Christmas Party Details

The annual Christmas gala is on **Dec 2nd**, and this year we have a change of venue. Instead of the library, it will be held at:

Wells Branch Community Center
3000 Shoreline Drive
Austin, TX 78728

The Party starts at **5:30pm**, slightly earlier than usual. Your family members and friends are all welcomed to join us.

To ensure we don't run out of food, please send RSVP to **John Talley**, our president, via email johnwtalley@hotmail.com no later than Nov 29th.

As usual please bring the following to the party:

- ◆ A **side dish or dessert** of some sort. The club will provide the meat entrée.
- ◆ Your **favorite libation** to drink.

*** Driving Directions ***

From IH-35 (north or south bound):

1. Take exit 248 toward Grand Ave Pkwy.
2. Turn onto Grand Ave Pkwy and travel 0.7 mile.
3. Turn left onto Bratton Lane and travel 0.4 mile.
4. Turn right onto Shoreline Drive.
5. Community Center is on your right.

From MoPac Loop 1 (north or south bound):

1. Take Shoreline Drive exit.
2. Turn onto Shoreline Drive and travel 1 mile.
3. Community Center is on your left.



Warning: Map is absolutely NOT to scale!

White Elephant Gift Exchange

If you wish to participate in our traditional Xmas fun and game, bring a gift-wrapped **1/35th (or 1/48th) armor, softskin, ordnance, or military figure model kit**. Let's all be kind to thy fellow members, so **NO** started kit or kit with missing parts please!

Sabot Away!

The Newsletter of The Austin Armor Builders

November 2017



Page 5

(Continued from page 1)

action late in the war against the Japanese in the Far East on the Manchurian front.

The Kit

No, my Red Army Matilda is not the latest release (35355) from Tamiya. In fact, it is the “vintage edition” from 1973, and technically it isn’t really mine! It came from **Bob Bethea’s** built-but-not-yet-painted stash. How I ended up with it was a mystery to me.



Since Bob did most of the hard work already, the only addition to the model that I can claim credit for is the spare track racks on the fenders. Tamiya mold the tracks and racks in one piece, and it looked chunky and inaccurate. So I sanded off the rack rails and scratchbuilt new ones with staples for wood work. On the left fender I only used one track link and slightly bended one of the rails to show signs of abuses in the field.




Painting

The base color, Khaki Green No.3, was a mixture of Tamiya XF-62 Oliver Drab (8 parts), XF-59 Desert Yellow (3 parts), and XF-68 NATO Brown (1 part). For highlights I just reduced the amount of XF-62 to a third. The “rubber band” tracks were painted with Tamiya XF-84 Dark Iron.

Decals

When Lend-Lease Matildas arrived in the Soviet Union, they had various instructional markings, including red stripes running the length of the tank to



signify maximum fording depths and anti-freeze drainage warnings. Echelon makes a set of decals (352018) that has all the mentioned markings, so I promptly order one from Sprue Brothers Models LLC. Even though the decals were designed for the new Tamiya

Matilda kit, they went on my model without any trouble.



Weathering

Most of the weathering I did were concentrated on the exhaust system of the tank. I applied artist oils with various shades of rust pigments to simulate the aging and dirty look of the muffler and the tubing on engine deck. The technique I used is well documented in Joaquin Garcia Gazquez’s book *Mastering Oils* (Abteilung 502).



To tone down the whites of the WD number and various warning labels, I sprayed a very light coat of XF-62 over the decals. I also used the “sponge” method to break up the red stripes to show a few chippings here and there.

Some time back I smuggled a dozen of Tamiya Flat Clear (TS-80) spray cans across the border from

Sabot Away!

The Newsletter of The Austin Armor Builders

November 2017




Page 6

Canada, and I was eager to give one a try on this project. Unfortunately, I failed to remember the cardinal rule of mixing lacquer and acrylic and did not give my water-based paints enough time to cure before spraying the clear coat. I ended up with cracks in my paint job all over the model! Lesson learned here: a) no more illegal importing of Tamiya rattle cans, and b) allow at least a week for the acrylics to cure completely before applying any lacquer product on top!



techniques. Even though the final flat coat almost ruined my model, this oldie is still a cracking goodie in my books.

Eric



Afterthoughts

If you want to build a proper Red Army Matilda, Tamiya's latest release (see boxart below) is probably a better bet for you. I chose the 40+ years old kit mainly to practice painting and weathering

★МАТИЛЬДА

135 MILITARY MINIATURE SERIES No.355

INFANTRY TANK MATILDA Mk. III/IV "Red Army"

歩兵戦車 マチルダ Mk. III/IV "ソビエト軍"



THE 2018 AMPS INTERNATIONAL CONVENTION DAYTON, OHIO, MAY 3-5

That's right. THE armor modeling event in the U.S. is heading to Dayton, Ohio, the home of the **U.S. Air Force Museum!** Our theme this year is 'Mishaps and Oh Crap!' Tanks get in all sorts of predicaments, so we hope to see lots of creative entries.

Enter your models in the competition and get the feedback and reinforcement from your peers. You may even be rewarded with a Gold medal or be among the recipients of 14+ special awards.

Our seminars connect you with experts in the field that will inspire you to finish that stalled project. Enjoy presentations on military vehicle history and research.

Modeling vendors come from all over the U.S. and abroad so you will no doubt find that book, accessory or model you've been looking for.

Mike Reaves, Vendor Coordinator
semperf03732@msn.com
706.594.7109

Glen Martin, Sponsor Coordinator
WalkerBullDogBoy@verizon.net

Dave Koukol, Event Chairman
Dave.Koukol@ipmsdayton.com
937.602.6033



Hope Hotel &
Richard C. Holbrooke
Conference Center
10823 Chidlaw Rd.
Area A, Gate 12A
Wright Patterson AFB
Dayton, OH 45433

Please visit
amps-armor.org
for the latest event and
registration details.





JOIN *AMPS* TODAY

NAME: _____

ADDRESS: _____

CITY: _____

STATE: _____ **POSTAL CODE:** _____

COUNTRY: _____

PHONE: _____

E-MAIL: _____

1 Year US (\$30) 2 Year US (\$55) 3 Year US (\$80)

IF PAYING BY CHECK OR MONEY ORDER SEND YOUR MEMBERSHIP DUES AND COMPLETED FORM TO:



AMPS
MEMBERSHIP DEPT.
P.O. BOX 543
ELKTON, MD 21922



All payments must be made in U.S. funds.

AMPS accepts payments by check and money order, as well as PayPal.

To join using PayPal, just visit the **AMPS** website:

www.amps-armor.org

and click on "join **AMPS**" If paying by check or money order, send dues and completed form to the address on the form.



NEW ON THE BLOCK



The ever popular Merkava MBT is now available in original Mk.1 and Mk.1 Hybrid versions from Takom in 1/35th.



After the King Tiger releases, Meng now turns its attention to 1/35th Panthers. The first in line is the Ausf. A Late Production. Four different patterns of zimmerit sticker sheets will be available separately to dress up this mean feline.




And for modelers who prefer flying subjects, AFV Club now offers the MIM-23 "HAWK" SAM battery in 1/35th. BTW, I have no idea HAWK stands for Homing All the Way Killer!

AMPS Boresight (Volume 25, Issue 5)

The latest issue of *Boresight* is out. Here is a quick look inside:

- ◆ Skoda Big Gun by Russ Holm.
- ◆ Review: Vision Models German IeG18 Infantry Gun with Crew by Steve Andreano.
- ◆ Working with Photoetch by Mike Roof.
- ◆ Sherman M42B1E9 Flamethrower Tank by John Kirkpatrick.
- ◆ Small Sho't by Sam Morgan.





About Us

The Austin Armor Builders Society (AABS) started in 1999 when Don Jones, a member of the local IPMS chapter, decided "what a good idea to get out two nights a month, and on at least one night talk tanks."



At each monthly meeting, we talk tanks, swap kits, and share our building techniques and tricks. We also hold regular in-house model contests and organize out-of-town field trips to museums and modeling events. Every odd-numbered year AABS hosts the biggest scale armor modeling show in Texas that attracts some of the best armor modelers in the Lone Star as well as neighboring states.

AABS is the only scale model club in Central Texas devoted solely to armor modeling. We don't build planes because they are just plain! Our passion is armored fighting vehicles and military figures. Subject of our interest ranges from WWI, WWII, Korea, Vietnam, Middle East, to the most recent Gulf War Conflicts.

Since inception AABS is a local chapter of Armor Modeling and Preservation Society (AMPS), a national organization dedicated to the promotion of scale modeling and armored vehicle preservation.

To find out more about AABS, please visit our website or pick up a club flyer at your local hobby shop.

19990424

New AABS website coming soon...

Mike Lamm has been busy lately. Here are two very nicely done 1/72nd dioramas he brought to the meeting last month.

