



Sabot Away!



Newsletter of the Austin Armor Builders Society

April 2017



Afrika Korps Swimming Party

By Bob Bethea

This diorama is set in the Mediterranean Sea off the coast of Libya in WWII during the German Campaigns against the British. The vehicle is a *Landwasserschlepper* (LWS) during its tenure there transferring goods from ships to shore

when there was no harbor available. The troops are goofing off as troops often do but are in for a rude surprise!

The LWS was an unarmored and unarmed amphibious tractor designed in 1935 as a lightweight river tug for river crossings and bridging operations. It did not enter service until 1942 and though useful in North Africa and Russia, only 21 were ever built due to

(Continued on page 4)

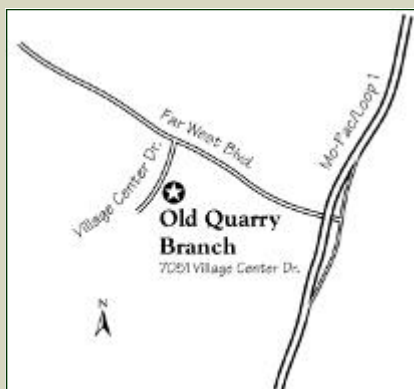
Inside this issue:

CALENDAR OF EVENTS	2
UPCOMING PROGRAM PRESENTATIONS AND NEWSLETTER ARTICLES	2
FROM THE TURRET	3
APRIL IS QUARTERLY CONTEST MONTH	4
ARMOR EXPO 2017	7
AMPS 2017 INT'L CONVENTION	8
JOIN AMPS TODAY	9
NACM FOUNDATION CHAPTER DONATION CHALLENGE	10
NEW ON THE BLOCK	11
BORESIGHT PREVIEW	11
ABOUT US	12
MEMBERS' GALLERY	12

Austin Armor Builders Society (AABS) meets at 7PM each month at the **Austin Public Library**. Our next meeting is on

April 5, 2017

Annual dues for full membership are USD \$12 to be collected at each January meeting. Upon receipt of payment, a membership card will be issued. This card is valid for one year, and it entitles holder to discounts at various local hobby shops in the Central Texas and San Antonio areas.



Sabot Away! is the official newsletter of AABS and is published twelve times a year on/before each monthly meeting. Any inquiry on subscription issues or assistance on article contribution please contact editor Eric Choy via email aabsco@gmail.com.

The views and opinions expressed in this newsletter are those of the authors. They do not necessarily reflect the official policy or position of AABS.



CALENDAR OF EVENTS

- ◆ **April 5 - AABS Club Meeting**
- ◆ **April 20 to 22 - AMPS International Convention**
Crown Plaza Hotel, Danburg, CT
- ◆ **April 29 - Modelmania 2017** Stafford Centre,
Stafford, TX
- ◆ **May 3 - AABS Club Meeting**
- ◆ **June 3 - Scalefest 2017** Grapevine Convention Center,
Grapevine, TX
- ◆ **June 7 - AABS Club Meeting**
- ◆ **June 10 - SoonerCon 2017** Council Road Baptist
Church, Bethany, OK



AABS Officers May 2016 – Apr 2018

John Talley, President

(512) 388-3473, johnwtalley@hotmail.com

Ted Andreas, Jr., Vice-President

tedandreas1@yahoo.com

Eric Choy, Treasurer

(512) 554-9595, aabsco@gmail.com

Ted Paone, Secretary

(512) 635-9516, theopaone@att.net

Eric Choy, Newsletter Editor

(512) 554-9595, aabsco@gmail.com



Upcoming Program Presentations and Newsletter Articles

Month	Program Presentation	Newsletter Article
January 2017	Worth Haggerton	John Talley
February	Russ Holm	Greg Beckman
March*	Bob Bethea	Eric Choy
April	Randy Bumgardner	Bob Bethea
May	Ian Candler	Ian Candler
June*	Dave Bourland	Andrew Bodin
July	Ted Andreas, Jr.	Ted Andreas, Jr.
August	Ted Paone	Rick Herrington
September*	AMPS Judging Review	Greg Beckman
October	Kit Auction	Kevin Hutchison
November	Aaron Smischney	Aaron Smischney
December*	Greg Beckman	John Talley
January 2018	Chris Chany	Chris Chany

Here is a list of members who are responsible for providing articles for the newsletter and program presentation at our monthly meetings.

Please note any member may contribute as many articles as he wants any time. The purpose of this schedule is to ensure we have at least one article in the newsletter each month.

Prompt submission of your article is much appreciated. The deadline is always **11:59PM on the last Wednesday of the previous month** (e.g. John Talley's article for January was due on the last Wednesday of December).

* Quarterly contest month



From the Turret

Spring is upon us, and that means a fresh start (or at least a rejuvenation in energy). I'm hoping everyone can use some of that energy on their modeling projects! I know I have a few projects that need some attention and could use some spring energy to kick me in gear again.

The club is thankful to **Bob Bethea** for stepping up on short notice to present at the last club meeting. Bob's demonstration of using grout in building bases was good and helpful information for anyone creating a display base for their models or figures.

When I first started considering modeling inspiration from the 75th anniversary of April 1942, I assumed there wouldn't be much to talk about. As usual, I was proved wrong.

Although never completely quiet, the Eastern Front was not very active while belligerents waited for the spring mud to dry. Plenty of maintenance work went on in preparation for the forthcoming spring and summer offensives.



German crewman work to maintain their halftrack.

In the Pacific, the Bataan Peninsula campaign was in its final stages. The Japanese had armor there, but I found another interesting story in the Battle of Yenangyaung in Burma.

In this battle, the Japanese 33rd Division surrounded 7,000 British soldiers and some 500 prisoners and civilians near the city of Yenangyaung and its surrounding oil fields. The Chinese 113th Regiment of 1,121 men, under General Sun, counter-attacked with the aid of the British 7th Armored Brigade, consisting of two battalions of M3 Stuarts and a battery of 25-pounders. The counter attack succeeded in freeing the surrounded British and earned Sun the Commander of the Order of the British Empire awarded by King George VI.



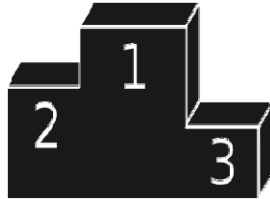
A British tank crew and Chinese infantry ride triumphantly through the oil field at Yenangyaung.

It will be great to see you all at the meeting on Wednesday evening! Seeing all the work from the group is always very encouraging and inspiring.

John Talley
President



April Is Quarterly Contest Month!



Bring in your finished model this month to win U.S. Treasury issued greenbacks! Our quarterly contest cash prizes are **\$40**, **\$30**, and **\$20** for the first, second, and third place winners.

Due to a light showing at the last meeting, we decided to postpone the **"Started Kits from Pat Rourke's Collection"** challenge to April. We are

holding this contest to pay tribute to Pat, one of the founding members of the club.

Be sure you have already paid your 2017 dues as this is one of the two (the other being the kit has to be from Pat's collection) requirements to participate in this contest.



(Continued from page 1)

engineering difficulties, cost, and war priorities. It had a crew of two or three and could handle up to 20 passengers.

Pat Rourke was a well respected member of the club who passed away unexpectedly last year and left his "stash" for his family to deal with. They sold the unstarted kits but donated the started ones to the club. Eric Choy who handled the distribution came up with the great idea of having a yearly "Pat Rourke Memorial" contest with the club members finishing his started kits. I drew the LWS kit by Hobby Boss.

Pat had already cut the kit hull to "waterline," so I had no choice but to design my project to be in the water. He had also added very nice resin bumpers around the top hull, which was the only major complaint of the kit in reviews. I didn't have to build the running gear or the tracks! (although I did it anyway for fun...) I finished building everything but left the cab unglued until after the interior was painted.

The Figures

The LWS was used to cross rivers in Russia and as a sea-to-shore shuttle in North Africa. As the latter is my favorite campaign, and the kit includes valid Afrika Korps markings, I settled on that venue and looked for a crew. It so happens that Miniart makes a set of five Afrika Korps tankers that are shirtless in shorts that I felt they would be fine for sunbathers



and swimmers with a little effort. One was even wearing Arab slippers!

I ordered the kit, and upon arrival, I cleaned all the torsos, arms, and legs and separated them. The hard part was playing mix and match to get plausible poses. The last set of parts was not going to work, so now the result is floating in the Med with only shoulders and head showing! All of the heads were replaced by personality heads from Hornet. I used the pith helmets from the kit, although they were a little small. Each figure was painted separately, and I varied the tones of the uniforms from tan to olive. The skin tones of the men show everything from a bronze tan to sunburn to northern European paleness.

Painting the LWS

The interior of the vehicle was painted off-white and highlighted with white and shaded along internal



items such as the life preservers was next. Last was the matte coat, applied by spray can.



Groundwork

The whole thing comes together on a cheap frame from Michaels. I painted the blue and green directly onto primer sprayed on the glass (for a smooth water-like surface). The LWS and the floater were glued to the base with the other four sunbathers to the vehicle. Then I poured Woodland Scenics (WS) Water directly from the bottle in several thin coats. The underlying paint tints it adequately and the layers show depth. Unfortunately the WS water is self leveling, so it ended up TOO smooth. To make the surface uneven, I used gloss acrylic resin from a jar bought at Michaels for the purpose. It is a gel so it retains any shape such as waves, ripples or splashes. Each should be topped by flat white paint to simulate foam.

That wrapped up the diorama until I had an idea to fill a dead spot on the opposite side of the LWS. I went on the Internet and found that of the four main man-eating sharks, three are common in the

corners. The seats and dashboard were appropriately painted as was the tow rope.

The exterior was painted with Tamiya colors of Panzer Gray and highlighted. I then shot two coats of hair spray over the gray and let it dry overnight. The next day, I mixed up some tropical tan/yellow and applied it over the exterior. I highlighted it with panel fading so prevalent in the tropics. Several hours later, I took a series of brushes wet with water and removed the tan in appropriate high traffic and scratched spots to show the underlying gray. I did it to taste, and once I liked the result, future floor wax was applied to seal the result and to ready the hull for decals.

After decals, I added another coat of future and then pin washed details with burnt umber oil paint to enhance details and show effects. Touching up other



Sabot Away!

The Newsletter of The Austin Armor Builders

April 2017



Page 6

Mediterranean Sea. Therefore, I added a fin with its wake to add tension and a deeper back story, as well as to give the audience something to see on the vehicle's offside.

I hope my homage to Pat shows the deep respect which we felt for him and his modeling.

Bob





AMPS CENTEX Armor Expo

September 16th, 2017

Georgetown Community Center



Show Theme "Odd Ball Armor"

Any unusual limited production (10 or less) AFV that has engaged in actual combat is eligible for the show theme award. e.g. Neubaufahrzeug, Char 2C, M3 Stuart with PaK40, T-34/57 "Exterminator," T26E4 "Super Pershing"



AMPS 2017

International Convention

April 20 to 22, 2017

Hosted by:



Danbury Crown Plaza Hotel
18 Ridgebury Rd, Danbury, CT 06810

Show Theme: ***Smile for the Birdie!***

For more information, contact:

Michael DelVecchio (Show Chair), redleg12@aol.com

Mike Reaves (Vendor Coordinator), semperfi03732@msn.com

or visit us online at www.amps-armor.org





JOIN *AMPS* TODAY

NAME: _____

ADDRESS: _____

CITY: _____

STATE: _____ **POSTAL CODE:** _____

COUNTRY: _____

PHONE: _____

E-MAIL: _____

1 Year US (\$30) 2 Year US (\$55) 3 Year US (\$80)

**IF PAYING BY CHECK OR MONEY ORDER SEND YOUR
MEMBERSHIP DUES AND COMPLETED FORM BELOW TO:**



AMPS
MEMBERSHIP DEPT.
P.O. BOX 543
ELKTON, MD 21922



Membership Rates for a One-Year Period:
\$30.00 USA, \$35.00 Canada/Mexico, \$40.00 Rest of the World

All payments must be made in U.S. funds.

Amps accepts payments by check and money order, as well as PayPal.

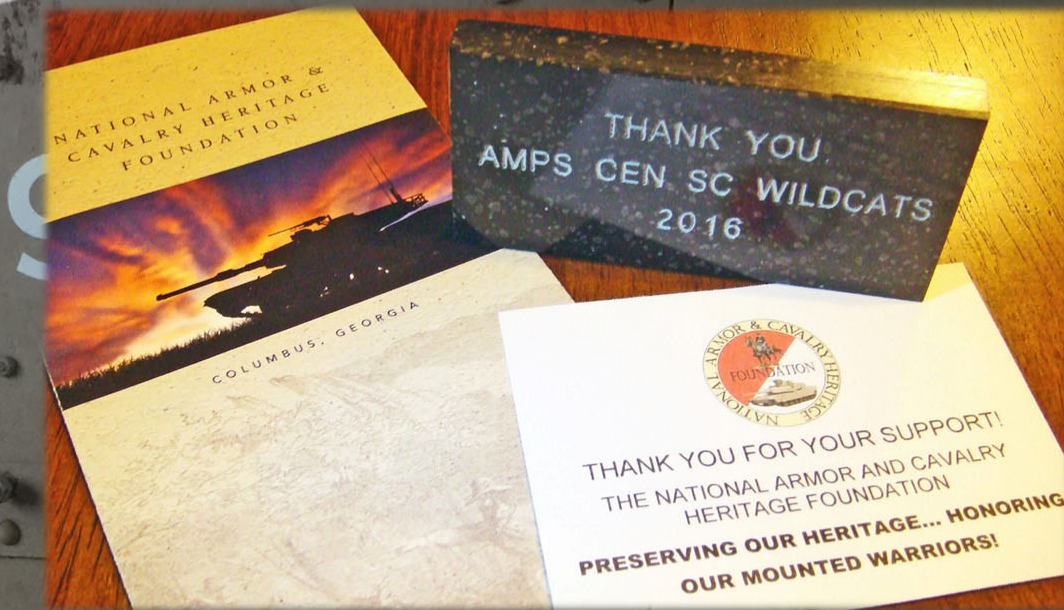
To join using PayPal, just visit the *amps* website and click on "join *amps*."

If paying by check or money order, send dues and completed form to the address on the form.

www.amps-armor.org



NACM Heritage Foundation “Memorial Paver Program” Chapter Donation Challenge



As an acknowledgement of our appreciation for the work being done by the National Armor & Cavalry Museum (NACM), and in an effort to support them, our AMPS chapter voted in November, 2016, to make a donation to the museum's Heritage Foundation's "Memorial Paver Program." This is a fund raising effort intended to help raise the money needed to build a permanent home for the NACM. Our club members decided to donate \$250 out of our treasury. In addition to this donation, ten members decided to make extra individual donations of \$25 each, for a grand total of \$500 from the AMPS Central SC "Wildcats".

The NACM will one day be the place that armor fans and military history buffs have always wanted to see in the United States. However, the museum's staff and volunteers are not waiting for a "pie-in-the-sky-some-day", but are working hard today to preserve, conserve, memorialize and educate. AMPS Central SC "Wildcats" are proud to be able to contribute to that mission.

We challenge all other AMPS Chapters to step up and donate to this excellent cause.




The "Wildcats" who went the extra mile to make individual donations are (l to r): Jeffrey Nelson, Phil Cavender, Mike Roof, David Varettoni, Michael Child, Ralph Nardone, and Tom Wingate. Not pictured are Clint Mcleod, Carl Wethington, and Bryan Mueller.



NEW ON THE BLOCK



DML latest release is an 1/35th M3 halftrack in IDF service with SS-11 antitank missiles.



Can't wait for Bronco to release the mobile launchers for their 1/35th Nazi SAM missiles? Why not build them now in 1/72nd with Modelcollect's latest Rheintochter 1 on a E50 body and V-1 on a E100 body?



Ah, rats! Takom now has not one but two 1/35th Maus kits on the loose: turretless prototype V1 and the turreted V2 as shown on the left.



Miniart just added another 1/35th T-54-1 to their lineup. This release has no interior but a more affordable pricing.

AMPS Boresight (Volume 25, Issue 2)

The latest issue of *Boresight* is out. Here is a quick look inside:

- ◆ **Colors & Shades** by Ian Candler
The B&W method twisted.
- ◆ **In Loving Memory of Jeffrey McKaughan**
by Stephen "Cookie" Sewell.
- ◆ **Combat Pigeon Loft** by John Kirkpatrick
Building an "APC" for WWII US Army winged warriors.
- ◆ **NACM Heritage Foundation "Memorial Paver Program"**
Donation challenge by AMPS Central SC "Wildcats."
- ◆ **Building of the M110A2 8" Howitzer in Operation Desert Storm** by Mike Del Vecchio.
- ◆ **A Visit to The Tank Museum "Fury" Exhibit** by Chuck Aleshire
- ◆ **2017 AMPS International Convention Update**
by Mike Del Vecchio.

THE AMPS MEMBERSHIP MAGAZINE

MARCH / APRIL 2017

Colors & Shades • Combat Pigeon Loft •
Building of the M110A2 Howitzer in ODS •
A Visit to The Tank Museum "Fury" Exhibit •
NACM Foundation Donation Challenge •
2017 AMPS Int'l Convention Update



About Us

The Austin Armor Builders Society (AABS) started in 1999 when Don Jones, a member of the local IPMS chapter, decided "what a good idea to get out two nights a month, and on at least one night talk tanks."



AABS is the only scale model club in Central Texas devoted solely to armor modeling. We don't build planes because they are just plain! Our passion is armored fighting vehicles and military figures. Subject of our interest ranges from WWI, WWII, Korea, Vietnam, Middle East, to the most recent Gulf War Conflicts.

At each monthly meeting, we talk tanks, swap kits, and share our building techniques and tricks. We also hold regular in-house model contests and organize out-of-town field trips to museums and modeling events. Every odd-numbered year AABS hosts the biggest scale armor modeling show in Texas that attracts some of the best armor modelers in the Lone Star as well as neighboring states.

Since inception AABS is a local chapter of Armor Modeling and Preservation Society (AMPS), a national organization dedicated to the promotion of scale modeling and armored vehicle preservation.

To find out more about AABS, please visit our website or pick up a club flyer at your local hobby shop.

19990424

We are on the web @ AustinArmorBuilders.com

*A pair of 1/35th
Operation Desert Storm
Coalition armor from our
veep Ted Andreas, Jr.: US
Army M1 Abrams and
British Challenger I.
Very nicely done!*

