



# Sabot Away!



Newsletter of the Austin Armor Builders Society

March 2017



### Inside this issue:

CALENDAR OF EVENTS	2
UPCOMING PROGRAM PRESENTATIONS AND NEWSLETTER ARTICLES	2
FROM THE TURRET	3
MARCH IS QUARTERLY CONTEST MONTH	3
DUES ARE DUE!	5
ARMOR EXPO 2017	6
SPECIAL ANNOUNCEMENT FROM THE PRESIDENT OF AMPS	7
AMPS 2017 INT'L CONVENTION	8
JOIN AMPS TODAY	9
NEW ON THE BLOCK	10
BORESIGHT PREVIEW	10
ABOUT US	11
FAKE OR REAL?	11

## Beachbound Centaur

By Eric Choy

### Part II: Painting & Decaling

**A**rg! A year has gone by, and my Centaur project has yet to make any progress! It was March 2016 the first installment of this article went to print. I figured it shouldn't take me more than a few

months to wrap up this project. But procrastination took a firm hold of me and, lo and behold, my Centaur turned into a dust collecting shelf queen!

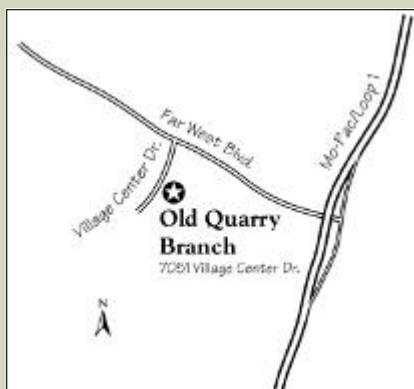
"Enough is enough," I declared a week ago as I looked at all my pending projects. Time to stop buying and start finishing what I started. It's not like I have a choice: I'm running out of space in my hobby room!

*(Continued on page 4)*

Austin Armor Builders Society (AABS) meets at 7PM each month at the **Austin Public Library**. Our next meeting is on

**March 1, 2017**

Annual dues for full membership are USD \$12 to be collected at each January meeting. Upon receipt of payment, a membership card will be issued. This card is valid for one year, and it entitles holder to discounts at various local hobby shops in the Central Texas and San Antonio areas.



**Sabot Away!** is the official newsletter of AABS and is published twelve times a year on/before each monthly meeting. Any inquiry on subscription issues or assistance on article contribution please contact editor Eric Choy via email [aabsco@gmail.com](mailto:aabsco@gmail.com).

The views and opinions expressed in this newsletter are those of the authors. They do not necessarily reflect the official policy or position of AABS.



## CALENDAR OF EVENTS

- ◆ **March 1 - AABS Club Meeting**
- ◆ **March 11 - KCCON 2017** First Church of Nazarene, Kansas City, MO
- ◆ **April 5 - AABS Club Meeting**
- ◆ **April 20 to 22 - AMPS International Convention** Crown Plaza Hotel, Danburg, CT
- ◆ **April 29 - Modelmania 2017** Stafford Centre, Stafford, TX
- ◆ **May 3 - AABS Club Meeting**



### AABS Officers May 2016 – Apr 2018

**John Talley**, President  
(512) 388-3473, johnwtalley@hotmail.com

**Ted Andreas, Jr.**, Vice-President  
tedandreas1@yahoo.com

**Eric Choy**, Treasurer  
(512) 554-9595, aabsco@gmail.com

**Ted Paone**, Secretary  
(512) 635-9516, theopaone@att.net

**Eric Choy**, Newsletter Editor  
(512) 554-9595, aabsco@gmail.com



## Upcoming Program Presentations and Newsletter Articles

Month	Program Presentation	Newsletter Article
January 2017	Worth Haggerton	John Talley
February	Russ Holm	Greg Beckman
March*	Randy Bumgardner	Eric Choy
April	Bob Bethea	Bob Bethea
May	Ian Candler	Ian Candler
June*	Dave Bourland	Andrew Bodin
July	Ted Andreas, Jr.	Ted Andreas, Jr.
August	Ted Paone	Rick Herrington
September*	AMPS Judging Review	Greg Beckman
October	Kit Auction	Kevin Hutchison
November	Aaron Smischney	Aaron Smischney
December*	Greg Beckman	John Talley
January 2018	Chris Chany	Chris Chany

Here is a list of members who are responsible for providing articles for the newsletter and program presentation at our monthly meetings.

Please note any member may contribute as many articles as he wants any time. The purpose of this schedule is to ensure we have at least one article in the newsletter each month.

Prompt submission of your article is much appreciated. The deadline is always **11:59PM on the last Wednesday of the previous month** (e.g. Rick Herrington's article for January was due on the last Wednesday of December).

\* Quarterly contest month



## From the Turret

Maybe it's just me as I'm getting older, but March 1<sup>st</sup> seems to have come very fast this year. I hope you're all finding great inspiration for projects and plenty of time in the winter months to fulfill your modeling bug.

In my professional world, I've been a creating virtual worlds and programming computer graphics for decades now. I've dealt with a multitude of lighting models to simulate direct and indirect lighting to various degrees of realism. Even with all that, I had never considered painting a model to simulate environmental light reflections.

So, I need to give Russ Holm some kudos for sharing this painting technique with us last month. That's one more tool in our belt to provide more detail to our masterpieces. Everyone keep up the great work in providing us with these wonderful presentations each month.



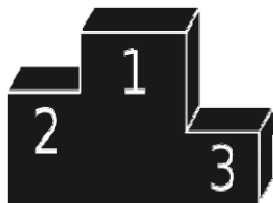
German troops with a captured British tank during the Battle of Arras

I wanted to see what I could find in the way of project inspiration from a century ago, and I quickly found that the Battle of Arras was launched one hundred years ago this month, albeit primarily with artillery at the early stage of the battle. Unfortunately for the British, the first armor used in the action found itself surprised by an effective German anti-tank weapon in the newly developed armor-piercing bullets. Two of the eleven tanks initially in action were quickly captured when the Germans launched a local counter attack.

I'm looking forward to seeing what you've all produced since our last meeting when we get together again this Wednesday night.

**John Talley**  
President

## March Is Quarterly Contest Month!



Bring in your finished model this month to win U.S. Treasury issued greenbacks! Our quarterly contest cash prizes are **\$40, \$30, and \$20** for the first, second, and third place winners.

The theme for this contest is the **Started Kits from Pat Rourke's Collection**. We are holding this contest to pay tribute to one of the founding members of the

club. Pat passed away last year, and his family donated many of his unfinished projects to us.

Be sure you have already paid your 2017 dues as this is one of the two (the other being the kit has to be from Pat's collection) requirements to participate in this contest.






*(Continued from page 1)*

Picking up from where I left off last year, it's time to put some colors on my Centaur.

## Painting

By June 1944, most, if not all, Commonwealth AFVs were painted in S.C.C.15 Olive Drab. However, this general order was only applicable to Army units. Vehicles in the Royal Marine Armoured Support Group (RMASG) belonged to the British Navy, so the Admiralty got to decide what was best for their Centaurs. The color chosen was S.C.C.2 Khaki Brown, a "rich dark brown with a hint of Khaki," according to wartime British color historian Mike Starmer. Tamiya recommends Flat Earth XF-52 in the instruction sheet for its 1/35<sup>th</sup> kit. I prefer Starmer's interpretation (Humbrol Chocolate 98 + Dark Earth 29 in ratio 5:4) instead.

After prepping my model with Tamiya gray primer, I sprayed a coat of S.C.C.2 using the mix ratio mentioned above. Then I applied a lighter version on all horizontal surfaces to create zentithal light effect. It took several tries to get the shade right by cutting the Chocolate (98) ratio in the mix. In the end the ratio of brown to khaki was almost 1:4, as I recall.



The tracks were painted with Tamiya Dark Iron (XF-84). This has been my go-to color for tank tracks ever since Humbrol discontinued Track Colour (173), my old favorite. The new Tamiya color is actually a better match for new or semi-new tracks as it has only a slight hint of brown in its mix.

The waterproof covers for the 95mm gun and the periscopes were painted Dark Green, and the big


tarp on the engine deck was left naked in its resin color (to be painted with Khaki down the road).

Two light coats of Future were then applied, and I was ready to do some serious decaling.

## Decaling

The decals came from Peddinghaus, a German aftermarket decal company. I used EP2713 Royal Marine Sherman-Cromwell-Centaur Support Tanks. Beware you have to cut out each item as the decals were printed by an ALPS printer on one continuous sheet with no individual carrier film backing.

I cut the white 360° fire-control markings into sections to make them go on the turret easier. Lots of patience and decal setting solution were needed.



The battery number (2) with its multi color background was a bit too light to my eyes. In hindsight, I should have laid down a piece of white decal of the same size first to make the colors stand out better. Oh well.



# Sabot Away!



The Newsletter of The Austin Armor Builders

March 2017



Page 5

The rest of the decals went on with no trouble. I added a white star to the back of the wading stack. Loading up some Dark Earth (29) in my airbrush, I applied a “misty spray” to create a faded look for the Allied Star.



### More Painting...

Before commencing weathering, I decided to go back and do some more painting. The big tarp on the engine deck was painted Khaki with shadows and highlights added. Next I repeated the same process with all the waterproof covers. Painting softskin parts on a tank model is no different from painting the uniform on a figure. Not only it compliments the tank's paint job, it makes the model stand out from the crowd.

To be continued, again...

Eric

It is that time of the year again. Please have your club dues (\$12) ready at the March meeting. For those who prefer to make a mail-in payment, our treasurer's address is:

**Eric Choy**  
13213 Marrero Drive  
Austin TX 78729



Please DO NOT send cash by mail. Be sure your check or money order is made payable to “AABS.”

Some members may notice his dues are slightly higher than usual. That may be a result of the incurrence of last year's White Elephant (WE) contest


penalty. As we all aware there is a \$10 mandatory “donation” to the club treasury if one fails to build his WE kit.



If you are interested in joining **AMPS**, our national organization, we are still offering a **50% dues sharing** to each paid local member. Simply bring **\$15** to sign up and AABS will pick up the tab. Hurry! This limited time offer expires on **March 1<sup>st</sup>**!



## AMPS CENTEX Armor Expo 2017 September 16<sup>st</sup>, 2017



### *Show Theme "Odd Ball Armor"*

Any unusual limited production (10 or less) AFV that has engaged in actual combat is eligible for the show theme award. e.g. Neubaufahrzeug, Char 2C, M3 Stuart with PaK40, T-34/57 "Exterminator," T26E4 "Super Pershing"



## Special Announcement From the President of AMPS

AMPS Members,

I would like to take an opportunity to inform you about a couple of items which are rapidly approaching and quite important to the well being of AMPS.

As most of you know, the annual election/voting period is several days away. Members can cast their votes for AMPS officers beginning on 1 March through 15 March via the newly redesigned AMPS webpage:

<http://amps-armor.org/SiteMain/Main.aspx>

Voting will require you to be an AMPS member and registered on our website. Last year, a very small percentage of AMPS membership, roughly .03% participated in our election. I ask all members to take the opportunity to vote for your officers this year.

The second item is the upcoming **2017 International Convention** in Danbury CT, hosted by the Northeast Military Modeler's Association. We have a great venue at the **Danbury Crown Plaza**, which allows us to have the Convention in a single comfortable location. **Show Chair Mike Del Vecchio** and his team have been working hard to bring in armor specific vendors as well as seminar speakers, who will address topics from basic to advanced modeling.

Additionally, Mike has brought in representatives from Ammo USA and Vallejo, who will be demonstrating their company's finishing and weathering products. As part of the Convention, we will hold the AMPS Annual General Membership Meeting on Friday night, so please make plans to attend to get the latest updates on the society.

As a final point, the Convention needs your assistance in the way of donations, first of some of your time to serve as a judge, model runner, data collector or other volunteer positions. Second, the AMPS Raffle is in need of some quality armor modeling related donations. In previous years, we've been blessed with generous donations from those "in the hobby:" large model companies, distributors, aftermarket producers, and in many cases hobby shops. Lately, the amount of donations has dwindled and once again I would like to ask for your help by making a donation of a new or nearly new condition armor kit or two from your stash. You know, that impulse buy that you made and realized later you'd never build... Additionally, we can use reference books, tools, paint sets, etc. that are in new or like-new condition.

If you feel that you can make such a donation, please contact the **AMPS Raffle Coordinator, Henry Milton** via the AMPS Contacting the AMPS Executive Board, which is found under the "The Society" tab.

As **1stVP Chuck Aleshire** summed the raffle efforts: "the raffle is a HUGE part of ensuring that our annual shows are a financial success, needed to help fund Society operations as a whole."

In closing, I want to thank you all for being members of AMPS. Please think hard of about the items above and I hope to meet a large number of you in Danbury in April.

As a warning, I will be the guy in the blue Grand Poohbah hat.

Com'on Danbury!

Respectfully,  
**John Charvat**  
President, AMPS





# AMPS 2017

## International Convention

April 20 to 22, 2017

Hosted by:



**Danbury Crown Plaza Hotel**  
18 Ridgebury Rd, Danbury, CT 06810

Show Theme: ***Smile for the Birdie!***

For more information, contact:

**Michael DelVecchio** (Show Chair), [redleg12@aol.com](mailto:redleg12@aol.com)

**Mike Reaves** (Vendor Coordinator), [semperfi03732@msn.com](mailto:semperfi03732@msn.com)

or visit us online at [www.amps-armor.org](http://www.amps-armor.org)







# JOIN *AMPS* TODAY

**NAME:** \_\_\_\_\_

**ADDRESS:** \_\_\_\_\_

**CITY:** \_\_\_\_\_

**STATE:** \_\_\_\_\_ **POSTAL CODE:** \_\_\_\_\_

**COUNTRY:** \_\_\_\_\_

**PHONE:** \_\_\_\_\_

**E-MAIL:** \_\_\_\_\_

1 Year US (\$30)    2 Year US (\$55)    3 Year US (\$80)

**IF PAYING BY CHECK OR MONEY ORDER SEND YOUR  
MEMBERSHIP DUES AND COMPLETED FORM BELOW TO:**



***AMPS***  
**MEMBERSHIP DEPT.**  
**P.O. BOX 543**  
**ELKTON, MD 21922**



Membership Rates for a One-Year Period:  
\$30.00 USA, \$35.00 Canada/Mexico, \$40.00 Rest of the World

All payments must be made in U.S. funds.

*Amps* accepts payments by check and money order, as well as PayPal.

To join using PayPal, just visit the *amps* website and click on "join *amps*."

If paying by check or money order, send dues and completed form to the address on the form.

[www.amps-armor.org](http://www.amps-armor.org)



## NEW ON THE BLOCK



Due any day now is Tamiya's 1/48<sup>th</sup> Elefant. Hurray for all TOS fans!



Hobbyboss released yet another obscure subject in 1/35<sup>th</sup>: Steyr ADGZ M35 Mittlere Panzerwagen. About 50 were produced, and all ended up in the hands of the German Police and SS units.



Trumpeter likes big rockets lately. Check out its new 1/35<sup>th</sup> Luna-M (FROG-7) and TEL combo.



IBG intends to release all variants of the IJA Type 89 medium tank in 1/72<sup>nd</sup> scale. First up is the early gasoline version.

## AMPS Boresight (Volume 25, Issue 1)

The latest issue of *Boresight* is out. Here is a quick look inside:

- ◆ **AMPS Officer Election**  
It's your turn to have a voice.
- ◆ **A Rusty Find** by Paul Webb  
Building Tamiya's Iraqi T-55 Enigma.
- ◆ **Raising an M88** by Peter Schweisthal  
How to raise AFV Club's M88 ARV to sit on its blade.
- ◆ **K4weathering Product Review** by Tim Darrah.
- ◆ **2017 AMPS International Convention Update**  
by Mike DeVecchio.
- ◆ **Interpreting an Early Version Saint-Chamond**  
By Scott Conner  
Alternative camouflage scheme for WWI French tank.
- ◆ **A Modeler's Guide To WWII German Tank, PaK, FlaK, Artillery Weapons & Ammunition** by Dan Mouritzsen



## About Us

The Austin Armor Builders Society (AABS) started in 1999 when Don Jones, a member of the local IPMS chapter, decided "what a good idea to get out two nights a month, and on at least one night talk tanks."



AABS is the only scale model club in Central Texas devoted solely to armor modeling. We don't build planes because they are just plain! Our passion is armored fighting vehicles and military figures. Subject of our interest ranges from WWI, WWII, Korea, Vietnam, Middle East, to the most recent Gulf War Conflicts.

At each monthly meeting, we talk tanks, swap kits, and share our building techniques and tricks. We also hold regular in-house model contests and organize out-of-town field trips to museums and modeling events. Every odd-numbered year AABS hosts the biggest scale armor modeling show in Texas that attracts some of the best armor modelers in the Lone Star as well as neighboring states.

Since inception AABS is a local chapter of Armor Modeling and Preservation Society (AMPS), a national organization dedicated to the promotion of scale modeling and armored vehicle preservation.

To find out more about AABS, please visit our website or pick up a club flyer at your local hobby shop.

19990424

## We are on the web @ [AustinArmorBuilders.com](http://AustinArmorBuilders.com)

### Fake or Real?

*While vacationing in the Far East last month, your editor spotted this IJA Type 95 Ha-Go in the Singapore National Museum. It turns out the tank is just a replica! This humbug was one of the four that were constructed for The Pacific (2010) television mini-series. The replica weighs 3.5 tons, and it was based on an original in the collection of the Australian War Memorial.*

