



Sabot Away!



Newsletter of the Austin Armor Builders Society

May 2014
Volume 18, Issue 5



Inside this issue:

CALENDAR OF EVENTS	2
UPCOMING PROGRAM PRESENTATIONS AND NEWSLETTER ARTICLES	2
FROM THE TURRET	3
BORESIGHT PREVIEW	3
2014 AMPS INTERNATIONAL CONVENTION HIGHLIGHTS	6
JOIN AMPS	8
NEW ON THE BLOCK	9
ABOUT US	10
MEMBERS' GALLERY	10

Beute Panzer KV-1 by Pat Rourke

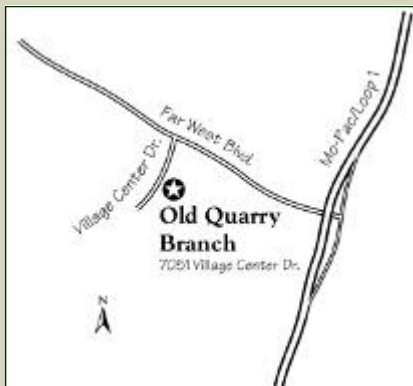
This is Trumpeter's 1/35 Russia KV-1's Ehkranami (00357), released in 2005. The story of this model is a long one... I think it took longer to finish this KV-1 than it took for WWII.

In 2007, Eric, Russ, and I went to the Squadron Open House during Scalefest in N.Texas. There we found the whole family of KV's on sale. And knowing that the club auction and show were coming up, we stocked up. I think we came home with 7 or 8 different
(Continued on page 4)

Austin Armor Builders Society (AABS) meets at 7PM each month at the **Austin Public Library Old Quarry Branch**. Our next meeting is on

May 1, 2014

Annual dues for full membership are USD \$12 to be collected at each January meeting. Upon receipt of payment, a membership card will be issued. This card is valid for one year, and it entitles holder to discounts at various local hobby shops in the Central Texas and San Antonio areas.



Sabot Away! is the official newsletter of AABS and is published twelve times a year on/before each monthly meeting. Any inquiry on subscription issues or assistance on article contribution please contact editor Eric Choy via email aabsco@gmail.com.

The views and opinions expressed in this newsletter are those of the authors. They do not necessarily reflect the official policy or position of AABS.



Calendar of Events

- ◆ May 1 - AABS Club Meeting; Election of Officers
- ◆ May 31 - ScaleFest 2014 Grapevine Convention Center Grapevine, TX
- ◆ June 5 - AABS Club Meeting
- ◆ June 14 - Lone Star Military Miniatures Society Modeling Day Shady Hollow Community Center, Austin, TX
- ◆ July 2 - AABS Club Meeting



AABS Officers May 2012– Apr 2014

Bob Bethea, President
 (512) 784-7002, bobbethea@sbcglobal.net

Roderick Bell, Vice-President
 (512) 507-6104, rbell3@austin.rr.com

Eric Choy, Treasurer
 (512) 554-9595, aabsco@gmail.com

Ted Paone, Secretary
 (512) 635-9516, theopaone@att.net

Eric Choy, Newsletter Editor
 (512) 554-9595, aabsco@gmail.com

Roderick Bell, Webmaster
 (512) 507-6104,
 rbell3@austin.rr.com



Upcoming Programs Presentations and Newsletter Articles

Month	Program Presentation	Newsletter Article
2014 - March	Ted Paone	Ted Paone
April	John Talley	Russ Holm
May	Pat Rourke	Pat Rourke
June	Eric Choy	Robert Mesch
July	Rod Bell	Rod Bell
August	Ted Andreas	Ted Andreas
September	Rick Herrington	Elliot Nowacky
October	Robert Mesch	Greg Beckman
November	John Hernandez	John Hernandez
December	Bob Bethea	Bob Bethea
2015 January	Tom Pachalos	Tom Pachalos
February	Dave Bourland	Dave Bourland
March	Jake McKee	Jake McKee

Here is a list of members who are responsible for providing articles for the newsletter and program presentation at our monthly meetings.

Please note any member may contribute as many articles as he/she wants anytime. The purpose of this schedule is to ensure we have at least one article in the newsletter each month.

Prompt submission of your article is much appreciated. The deadline is always **11:59PM on the last Wednesday of the previous month** (e.g. Ted Paone's article for March was due on the last Wednesday of February).

Editor



From the Turret

The thing that has always separated the American experience is the selection of our own leaders and our ability to change them when needed. That follows through to our own club. We have an executive board of ELECTED members. We chose them, and we can also “unchoose” them. We can also pass the torch onto others who would like to participate. I highly recommend a constant renewal of blood on the executive board to stimulate new ideas and procedures.

Each one of you should consider service on the board as a way to get your ideas heard and to “pay back” to the organization we all love. It’s an unpaid duty, but is nevertheless, one generating great personal satisfaction. Besides, It is only for two years so it is not a lifetime commitment.

Whichever of you who would like to serve on the board should contact one of the current board members before the meeting so we can guarantee that you will be nominated. That is no guarantee of election, but a great step toward it. We are a small organization, but one with a lot of participation. Stretch that participation to becoming a board member.



I’m afraid that personal business keeps me from attending this month’s meeting, but I am confident that the current Board members will handle the election honestly and appropriately.

Let me congratulate any new candidates on their initiative in advance. Good luck.

Bob Bethea
President

AMPS Boresight (Volume 23, Issue 2)

The latest issue of *Boresight* is out. Here is a quick look inside:

- ♦ **Academy M3 Grant** by Jesse Naughton.
An aftermarket assault that brings the kit up to a proper standard.
- ♦ **Merkava ARV** by Graham Ross.
The AMPS Review Crew takes a look at the kit from Hobby Boss.
- ♦ **Trumpeter’s M16 in 1:16 Scale** by David Vickers.
‘Guardian of the Bridge’ was awarded Best Vignette at AMPS 2012.
- ♦ **M792 Gama Goat Ambulance** by John Robinson.
A short walk around reference of this unique truck.





(Continued from page 1)

kinds of KV's. This model was not one of the KV's I donated to the club, so I must have gotten it at the show as a door prize or the club auction.

Starting in 2008, this model was my travel kit. I would take it to work on, when the club would have modeling days. I would also take it to friends houses to build. I built it in sections, making the hull one Saturday, then six months later I would make the turret and so on... But after many years and not so many Saturdays, I thought it was time to put all the sections together and finish the model.

The only problems I can remember while building this KV-1 were that the manlet housing was too wide so I had to add some sheet stock to fill in the gaps. Also the steel roadwheels needed a lot of sanding.

The model was built almost out of the box, except for a medal 76.2mm F-32 barrel, replacing the kit's plastic barrel that was a little too big. I also added the NSDAP flag on the rear deck, using paper card stock and canopy glue. I removed some things as well, the headlight, the horn, the tow cables and holders, the engine hatch rope and the machine gun in the rear of the turret.



Olivegreen. The turret sides were painted with XF-63 German grey, then faded with a little XF-57 Buff mixed in the XF-63.

The tracks were painted using Humbrol MedalCote 27003, then I toothbrushed on the wear areas of the tracks. Next the tracks were given a heavy wash of XF-10 Brown and XF-57 Buff mixed with 70% Isopropyl alcohol. After the wash dries, I toothbrushed the wear areas again.

The flag was painted using Humbrol Enamel Matt Red 60. The white circle and Swastika are a decal. The German crosses are from the Bison Decals set 35045, they were way off register and did not go down well. Before the decals were placed I sprayed the model with Model Masters Acryl Gloss Clear 4638, and again after the decals had dried.



Not wanting to paint a plain old KV, I decided to do a Beute Panzer, Pz.Kpfw KV-1 756 in the 3rd Pz.Rgt of the 2nd Pz.Div. on the Eastern front, Autumn 1941.

Using Tamiya Colors, I started with a base coat of XF-61 Darkgreen, then fading on a layer of XF-13 J.A.Green and finishing with a fading layer of XF-58





I next pen washed the tank using Humbrol Satin Black 85. Once the washes have dried, I sprayed on a dull coat using X-22 mixed with X-21 and some 70% Isopropyl alcohol. Then the KV-1 is dry brushed with Humbrol Matt Mud 29 and light touch of Flesh color oil paint.


The last thing is a dull coat mixed with just a couple of drops of XF-58 Olivegreen.

So if you have a kit that you have been working on for "awhile," don't give up...

One of these "Years" you might just finish it...

Pat Rourke

Next I blanket washed the entire tank, except the tracks, with Testors Rubber 1183 mixed in Testors Airbrush thinner 1789. Before the blanket wash starts to dry I begin to do a dot wash on the open areas using blue, red, and yellow oil paints.





2014 AMPS International Convention Highlights

by Eric Choy

The trip odometer read 2,997 miles when our rental car brought Russ Holm, Rod Bell, and I back safely from this year's **AMPS International Convention** at Fredericksburg, Virginia. The week-long trip was both fun and exhausting. I had the "good" fortune of catching a cold on the way to Virginia. Although I did not spread my illness into an epidemic, I missed an opportunity to obtain grand master status by infecting all top armor modelers in North America with my virus. Darn!

We were impressed by the sheer number of quality works on the contest tables. It took a combined effort of both Russ and I to capture what we saw on our cameras. Even then we still managed to miss some good models. Here are a few photos to whet your appetite. A slide show presentation of all our photos is forthcoming in the June meeting.



GERMAN EQUIPMENT CAPTURED IN AFRICA

GERMAN WEAPONS are GOOD
OURS Must Be BETTER

WE LOSE EQUIPMENT TOO
IT MUST BE REPLACED





JOIN *AMPS* TODAY

NAME: _____

ADDRESS: _____

CITY: _____

STATE: _____ POSTAL CODE: _____

COUNTRY: _____

PHONE: _____

E-MAIL: _____

1 Year US (\$30) 2 Year US (\$60) 3 Year US (\$90)

**IF PAYING BY CHECK OR MONEY ORDER SEND YOUR
MEMBERSHIP DUES AND COMPLETED FORM BELOW TO:**



AMPS
MEMBERSHIP DEPT.
P.O. BOX 543
ELKTON, MD 21922



Membership Rates for a One-Year Period:
\$30.00 USA, \$35.00 Canada/Mexico, \$40.00 Rest of the World

All payments must be made in U.S. funds.

Amps accepts payments by check and money order, as well as PayPal.


To join using PayPal, just visit the *amps* website and click on "join *amps*."

If paying by check or money order, send dues and completed form to the address on the form.

www.amps-armor.org



New On the Block



Mrosko's new book on dioramas for Kalmbach Publishing is finally out.




Check out IBG's new 1/35th Marmon-Herrington armored cars (clockwise from top right): South African Recon, Mobile Field Type, Captured in German Service, and Middle East Type.



Latest "accident" from Masterbox: a Soviet & Germany early war encounter in 1/35th scale.



At last a proper 1/35th Renault R35! Hopefully we will see more R35 based variants (both French and German) from Hobby Boss in the near future.



What a neat idea! A book on Captured Panzers in Allied Services with free decals included for all paint schemes in 1/35th, 1/48th, and 1/72nd scales.



About Us

The Austin Armor Builders Society (AABS) started in 1999 when Don Jones, a member of the local IPMS chapter, decided "what a good idea to get out two nights a month, and on least one night talk tanks."



Since then AABS is the only modeling club in Central Texas devoted solely to armor modeling. We don't build planes because they are just plain! Our passion is armored fighting vehicles and military figures. Subject of our interest ranges from WWI, WWII, Korea, Vietnam, Middle East, to the most recent Gulf War Conflicts.

At each monthly meeting, we talk tanks, swap kits, and share our building techniques and tricks. We also hold regular in-house model contests and organize out-of-town field trips to museums and model shows.

Every odd-numbered year AABS hosts the biggest armor model show in AMPS South Central Region (AMPS CENTEX). Known as Lone Star Armor & Figure Expo, we attract some of the best armor modelers in Texas as well as in the neighboring states to come participate.

To find out more about AABS, you can visit our website or pick up a club flyer at your local hobby shop.

We are on the web @ AustinArmorBuilders.com

Our member Oscar Perez managed to finish this old Tamiya 1/35th T-34/76 kit OOB before he relocated back to Brownsville, Texas last year. He is the first active "telecommunicating member" of our club, and we look forward to see more of his fantastic works in the future.

