



AMPS
The Armor Modeling and Preservation Society

Sabot Away!

Special points of interest:

- Next AABS club meeting to be held on December 04, 2002 at 7:00 PM
- Highlights from November 2002 club meeting
- Marder IID, the beginning by Don Jones

Inside this issue:

Upcoming Club Events	2
Highlights from the November 2002 Club meeting	2
Marder II D, the Beginning by Don Jones	4
New Kits	5
Links of Interest	5
For Sale, Trade, Wanted	6
Vendors	7

December 2002 Issue

December 1, 2002

What's Up!

I had a great time at the November meeting. We had a great turn out and as always it was a lot of fun. I hope everyone had a good time. Did you find a good bargain, I sure did?

I appreciate all the input on the show. Your support with the Camp Mabry issue was very helpful in making the final decision. It looks like the show is a go, I'm just trying to pick a date and the ball will start rolling. This time I have a definite head start.

Can you believe Christmas is here already? This year has been a blur. The annual Christmas get together will be at Schultz's Beer Garden located at 1607 San Jacinto and the date will be December 12th. We have always had a great turn out and a lot of fun! I look forward to seeing

everyone there.

I hope everyone is building something for the February contest. There is still plenty of time to get started if you haven't already. I will make a promise and say I WILL have something finished for the show. The theme is multi colored finish AFV's only. We will have a figure contest for 2003. I will go over the details at a later date. One stipulation for sure will be enforced; Bob and Gary will have to work blind folded.

Our next meeting will be December 4th at 7:00 PM, see you there.

Don Jones



Who was that masked man?

Next Meeting

Our next club meeting will be December 04, 2002 at 7:00 PM. The meeting will be held at the City of Austin Yarborough Public Library. Street address is: 2200 Hancock Drive, Austin, Texas 78756. Telephone number is 512-454-7208.

Richard Eaton will be doing a

presentation on ground work for models.

We are looking for people to demonstrate at future meetings the following:

- Buildings for Dioramas
- Adhesives - Different glues for different materials and

the best way to apply them, etc.

- Roughing it - Making armor look like cast / rolled metal.

Please contact Ted Paone (Program Coordinator) if you wish to present or have an idea.

Upcoming Club Events

List of upcoming Club events and activities:

December 2002

- Annual Schultz's Beer Garden Party (December 12, 2002)

January 2003

- No meeting ... Happy New Year!

February 2003

- Club Contest: Multi-Colored Camouflage on AFV.

March 2003

- Power Tools on the workbench by Ted Paone

April 2003

- Individual Link Track presentation by Dave Bourland

“We need volunteers to contribute How-To articles, Kit Reviews, Book Reviews, etc...”



Tamiya Marder III M (Kit No. 35255)

Highlights from the November 2002 meeting



Don Jones is demonstrating how to assemble individual track link from Fruil Models.



Don Jones explaining how to use a Hold n Fold for photo etched parts

“Thank you Don Jones for presenting at the November meeting. As usual, it was well done.”



Russ Holm's German Type XXVII "HECHT" submarine



Closer look at Russ Holm's German Submarine.




A overhead view of Russ Holm's German Submarine


Highlights from the November 2002 meeting—Continued



Mark Hobbs M8 Armored Car



Top view of Marc Hobbs M8 Armored car.



Another photo showing the interior of Mark Hobbs M8 Armored car.



Richard Eaton's M3 Stuart with Maxim turret



Richard Eaton's DUKW from Italeri



Another view of Richard Eaton's DUKW



Karl Leidy's Tiger conversion project



Russ Holm's armored knight



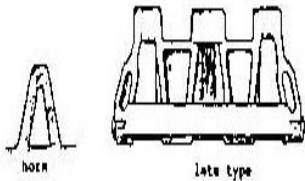
Rich Herrington's German infantry by Jaguar

“Another great turnout at the club meeting. Thanks to all who brought their work in for us to see.”

Marder II D, the beginning

By Don Jones

I have been looking for that boost to fire off my work-bench? What was that formula? It has to keep me busy. Hmmm, what could it be? Ahhhhh, Joe Walsh cranks up on the stereo and five great CD's lined up behind him. My foot was tapping and my #1 I blade was flying." I'm back in the saddle again!" All right, all right, get to the building...I approached this kit in a different order. What do I hate to do, or should I say what is the most time consuming task? Individual link track you say, you're darn right! Lets begin with a nice little number, ATL 53 sounds good. This is Friulmodel's pinned track late design for the Panzer IID.



Individual link track from Friulmodel (ATL53).

The tracks were very nicely cast with minimal clean up. Since this is a fairly new release Friulmodel has done a nice little change up with their design. In previous set you ran the pin all the way through the track and trimmed both ends. The new design has one sealed end with track pinhead mold into track. So all you have to do is run the pin in and clip flush to the track on one side. So the molded side will be seen when the tracks are mounted and the trim side is to the inside hidden from view. Unless you have one of those DORKS with a mirror and a flashlight crying foul! I was able to run

the entire track without sealing every cut with super glue. You can save this step until the end. Just dab each pin and check your alignment. With clean up time included, it took about an hour and forty-five minutes a side give or take an hour or two. This is ADT or DDT at its best folks, are you with me? I was very pleased with the end result. The white metal track gives very authentic sag to any AFV. The best news I have for you Friul lovers is that instead of trying to say Friulmodelisimo, it is now Friulmodel. Friulmodel is produced in Hungary, which has really brought the cost down. It was previously produced in Italy where the prices were up there with ModelKasten. Since Friul has taken a drop in price MK has also followed suit. A real boon for the tread heads of the world! Now let's get going on the kit. The Marder IID kit is an early release from Alan, kit number 011. It is in 1/35 scale molded in a light gray plastic. It comes with individual link


tracks. A nice touch but I am afraid I cannot comment on how they go together because I chose to use the Friul track. Why eat baloney when you have steak! Here is my first impression when I began to put this model together. "I thought ESCI went out of business?" the plastic is very soft and the sprue attachment points are very, very thick. Punch out release marks abounds. I guess I need to get in on the design work of a mold. If there is detail, Swiss Cheese City, if it is hidden detail or no detail, not a mark. I started on the lower hull and glued the swing arms into place. There are four to each side. The fit is very poor, so you need to watch the angle as well as the alignment. There is quite a bit of flash and clean up to do so until next issue, happy modeling!

Don Jones

"The best news I have for you Friul lovers is that instead of trying to say Friulmodelisimo, it is now Friulmodel."



New Kits and Future Releases



Stalinets S-60 tractor resin kit from Plus Model (Kit No. 063)



Metal buckets and cans (photo etch) from Plus Model (Kit No. 152)



German Ammunition containers from Plus Model (Kit No. 027)



Australian APC Crew Vietnam from Firestorm (Kit No. FST060)



Australian M113 APC update kit from Firestorm (Kit No. FST064)



German Infantry set from Tristar (Kit No. 004)

Links of Interest



[Http://www.amps-armor.org](http://www.amps-armor.org)



[Http://www.missing-lynx.com](http://www.missing-lynx.com)



[Http://www.track-link.net](http://www.track-link.net)

ANGUS CREIGHTON'S MODELLING ARCHIVE


<http://www.anguscreighton.com/index.html>

For Sale or Trade / Wanted

Transaction	Contact	Item Description
Wanted	Cary McGaw	Italeri M-978 Heavy fuel Tanker
Wanted	Cary McGaw	Italeri M-977 HEMTT 10 ton truck
For Trade or Sale	Cary McGaw	<u>New</u> Tamiya 35237 Mobilwagen
For Trade or Sale	Cary McGaw	Tamiya Horch 4X4 Type Ia
For Trade or Sale	Cary McGaw	Military Ordnance Special #18 Wespe (I have two)
For Trade or Sale	Cary McGaw	Hummel Ryton Pub. Soft cover
Wanted	Michael L. Burns 634 Manning Drive Copperas Cove, TX 76522 254-518-3872 mburns2@hotmail.com or	The War in Afghanistan 1979-1989 by David Isby.
Wanted	Michael L. Burns	ZSU-23-4 Shilka & Soviet Air Defense Gun Vehicles by Steven Zaloga
Wanted	Michael L. Burns	Armor of the Afghanistan War by Zaloga, Luczak, Beldam
Wanted	Michael L. Burns	Blitzkrieg in the Gulf
Wanted	Michael L. Burns	Sword in the Sand
Wanted	Michael L. Burns	Academy, Modelcraft, or Tamiya 1/35th Centurion turret, complete with gun tube.

Support these Vendors

Name	Address	Telephone	Website
King's Hobby Shop	8810 N. Lamar Austin, TX 78753	(512) 836-7388	http://www.kingshobby.com
Archer Fine Transfers	1205 Silvershine Way	(919) 266-4181	http://www.archertransfers.com/
VLS/Warriors	1011 Industrial Court Moscow Mills, MO 63362	(636) 356-4888	http://www.vls-vp.com/warriors.htm
Tamiya America	2 Orion	(949) 362-2240	http://www.tamiyausa.com/
RHPS Models	PO BOX 906 Massillon, Ohio 44648	(330) 837-1031	
RZM Imports Inc.	PO Box 995 Southbury, CT 06488		
The Tank Workshop	6110 W. Solano Drive S. Glendale, AZ 83501	(636) 915-3862	
CRM Hobbies	3326 Watson Rd. St Louis, MO 63139	(314) 645-1117	http://www.crmhobbies.com/



Don Jones
13245 Briar Hollow
Austin, Texas 78729-2800
Phone: 512-257-1596
Email: djmaus14@aol.com

**We are on the Web:
AustinArmorBuilders
.tripod.com**



AMPS

The Armor Modeling and Preservation Society