

AMPS
The Armor Modeling and Preservation Society

Sabot Away!

Special points of interest:

- Next AABS club meeting to be held October 02, 2002 at 7:00 PM.
- Highlights from September 2002 Club meeting.
- Article: Did you say Road Trip? by Don Jones
- Article: German self-propelled anti-tank Guns (Part 1) by Don Jones
- Book Review: Carey McGaw reviews Hummel by Robert Johnson

Inside this issue:

What's Up!	1
Next Meeting	1
Upcoming Club Events	2
Highlights from September 2002 Meeting	2
Article	3
Article	4
Book Review	4
New Kits / Future releases	5
Links of Interest	5
For Sale or Trade / Want Ads	6
Vendors	6

October 2002 Issue

September 22, 2002

What's Up!

I must say I had a real good time at the last meeting. It was very upbeat and I really enjoyed seeing every one there. I was especially pleased to see Andrew Martin; it was great to see you back. I will be doing the seminar for the November meeting. At this time I have not picked a subject but I will have it listed in the October Newsletter. Also in November, we will have the AABS Flea market days (day). Bring in your unwanted kits and set up your very own vendor stand. Maybe you will find that elusive kit you've been looking for!

DJones



Japanese Shinhoto Chi-Ha medium tank at The National Museum of the Pacific War, Fredericksburg, Texas.

Next Meeting

Our next club meeting will be October 02, 2002 at 7:00 PM. The meeting will be held at the City of Austin Yarborough Public Library. Street address is: 2200 Hancock Drive, Austin, Texas 78756. Telephone number is 512-454-7208.

Packing your models: Richard Eaton. How to Market your models by Richard Eaton.

We are looking for people to demonstrate at future meetings the following:

- Ground work for displays
- Buildings for Dioramas
- Adhesives - Different glues for different materials and the best way to apply them, etc.

- Roughing it - Making armor look like cast / rolled metal.

Please contact Ted Paone (Program Coordinator) if you wish to present or have an idea.

Upcoming Club Events

Here are a list of activities schedule for future AABS club meetings:

November 2002

- Don Jones
- AABS Flea Market Day

December 2002

- Open
- Annual Schultz's Beer Garden Party (December - TBD)

January 2003

- Open

February 2003

- Club contest

March 2003

- Open

April 2003

- Open



Australian M3 Stuart at the National Museum of Pacific War in Fredericksburg, Texas.

Highlights from the September 2002 meeting



Bob Bethea's Paratrooper bust



Ted Paone's gadgets



Terri Lowman's DML SU100

" Thanks to all who participated in the Gadget Galore presentations!"



Randy Whiddon's DML Artilleriewagen



Richard Eaton's DML Artilleriewagen



Kathy Roady's Verlinden kit

Highlights from the September 2002 meeting - Continued



**Bob Bethea's DML
T26E1 Pershing**



Great turnout!



**Ted Paone and his many
gadgets.**



**Carey McGaw demos his
Tiger turret gadget,
Andrew Martin watches.**



**Andrew Martin demos
one his favorite gadgets.**



**Dave Bourland demos a
weight he uses to hold
things in place.**

***"We need
volunteers to
contribute
How-To
articles, Kit
Reviews, Book
Reviews, etc..."***

Did somebody say Road trip?

By Don Jones

Just before the Rooster crowed Terry Lowman and Pat Rourke were at the front door. We were Dallas bound for the first DAMS show. Dallas Armor modeling Society had their first IPMS sanction show. Although there is Armor in the name, it was open to all entries. It was held in a small venue (civic center) which was filling up in a hurry. There were about 8 vendors, so it didn't take long to scan the room. The turn out was good, very strong in the armor and cars. The aircraft turn out was very small, maybe 15 to twenty entries. The ships had about 3 or 4 entries and figures were around 6 to 10. Diorama count was a bout 9, 6 of which was armor related. The armor count was 53. Pat and Terry had brought 4 models between them and the rest were from the Dallas/Ft Worth area. I do not remember

seeing any of these at the Austin or San Antonio show. There seems to be a trend here that is disturbing. The Dallas/Ft Worth group does not seem to travel anymore. At least over the past couple of years I don't see them at the other shows. Anyway the judging was done by popular vote, entrants only. After Terry and Pat finished with their score sheets we headed out to two local Hobby shops. M.A.L Hobby shop, which was basically, a hole in the wall shop that had been in the same location for about 40+ years. Then we ventured over to Wild Bills. One isle was devoted to all your basic model kits. The rest of the store was radio control and die cast cars. If they didn't have the car you needed, then it probably hasn't been produced. This place was packed to the roof. We made it back to the show in time for some more looking around and then the award ceremony. Terry took a third place for his Panhard armor car, Bravo Mr.

Terry. He received a very nice bathroom tile for his efforts. It had the DAMS logo decaled on it along with a 3rd place designation. If Terry should continue to return to this show, hmmm maybe in the year 2040 he will have a good start on a bathroom floor:-) Way to go Terry! We headed back to Austin and stopped at the Outback restaurant in Lancaster for the evening meal. What's a model show without a good food stop? After a few brews and a steak it was south bound again. The Longhorn game was on the radio for our return entertainment. I walked into the house about 10:15 PM, just in time to see the Longhorns finish off North Carolina, Go Horns! **DJones**


German Self-Propelled Anti-Tank Guns (Part 1)

By Don Jones

I have always been fascinated with self-propelled anti-tank guns. Especially the German variants because of the wide variety of chassis's they had used and converted. The Germans made use of any and all captured vehicles to suit their needs. The needs became apparent during the summer of 1941 when the German war machine ran into the new T34/76 and the Giant KV series. The German army had some major players still on the drawing board i.e. Tiger and Panther, so a stop gap solution was needed. Thus, the Marder series was born to fill its role in mechanized history. The PaK 40 series 75-mm anti-tank gun was placed on light chassis that were proven to be reliable. This gave the PaK 40 great mobility. Many of these chassis variants were captured French and Czech tanks along with some utility tractors. The German PZ I and PZ II's were also used in the mix. After the initial advance into Russia the German army captured hundreds of Soviet 76.2-mm, F-22 model 1936 field gun just looking for a place to go. Rheinmetall Borsig re-chambered and modified these guns to fire the PaK 40 75-mm round. The re-chambered round drop off just a bit in performance but was still quite deadly

and a 1000 meters. These were soon put back in action and used against their homeland. The Soviet 76.2-mm was the first to be used. The Marder series main gun had a limited travel so this meant that the vehicle had to be position to face the enemy. This created problems when trying to fire from a concealed position. The ZF3x8 telescopic site was fitted to all main guns of the Marder series using the PaK 40 and re-chambered 76.2-mm field gun. The Marder production ran from April 1942 to May of 1944. The total production number of the Marder series was 2,812 vehicles. I have yet to figure this one out but the Marder series was not introduced in order as per their designation. This also holds true to the Panther series i.e. D, A, G and F. I don't know why, I just call them like I see them. The first Marder variant was the Marder II Sd Kfz 132 mounting the Soviet re-chambered 76.2mm anti-tank gun. **DJones**

In our next issue I will go into some detail about each Marder SPG.



A factory fresh Marder II (Sd.Kfz. 132)



Marder II (Sd.Kfz 132) in Russia

Book Review by Carey McGaw



Hummel Volume I

By Robert Johnson

Ryton Publications Copyright 2000
63 pages, Soft cover, 11 color pages

This is one of those books that come along after you have finished that super detail project you've been working on. All those great detail shots after the fact.

Now, with complaint said, on with the review.

The book begins like most single subject reference books with a brief history of the vehicle. It touches on the Panzer army and Panzer units need for direct fire support. Also listed are vehicle specifications and a brief description of crew requirements. There is also an interesting piece on the correct piping for crew uniforms. The first few pages take you through the Deutsches Eisenwerke Factory in Duisburg, Germany. It was very interesting for me to see all the components come together on the factory floor and then roll out as a complete unit. The complexity of the jigs to assure the proper fit every time is a good testament to German engineering and workforce in the early 1940's. The photos used

throughout the book are of good, clear quality. There are also a couple of pages of pictures devoted to the ammunition carrier version. The color pictures shown are of the Hummel at the Panzer museum in Munster, Germany. This vehicle named "Anton" which is on display outside. It has been restored and is in very good shape. What I found lacking was the lack of color plates. It is always a nice touch to show different color schemes and camouflage. Though this is not the quality book as "Panzers At Saumur" Hummel proves to be a good reference book for the model builder and enthusiast. It also has some very nice shots to give ideas for the diorama builders too. I recommend this book when I built my Hummel years ago. It is a great addition to anyone's library. **CM**

New Kits - Future Releases


Dragon's 3.7CM PAK/36 with crew. Kit number 6152



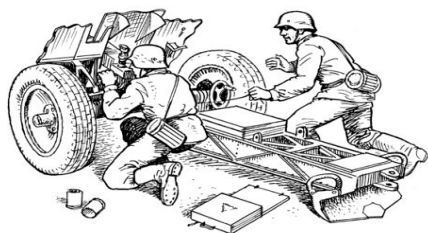
Italeri Demag Pak 38. Kit Number 6383



Italeri German 5.0 cm PAK 38 with Crew.



Italeri German 7.5 cm L. Howitzer with crew. Kit Number 6400



Italeri Panther Ausf. G. Kit Number 6394.



Links of Interest




[Http://www.amps-armor.org](http://www.amps-armor.org)



[Http://www.track-link.net](http://www.track-link.net)



[Http://www.missing-lynx.com](http://www.missing-lynx.com)



Don Jones (President of AABS)
13245 Briar Hollow
Austin, Texas 78729-2800

Phone: 512-257-1596
Email: djmaus14@aol.com
austinararmorbuilders.tripod.com

Austin Armor Builders Society

For Trade or Sale / Wanted

Transaction	Contact	Item Description
Wanted	Cary McGaw	Italeri M-978 Heavy fuel Tanker
Wanted	Cary McGaw	Italeri M-977 HEMTT 10 ton truck
For Trade or Sale	Cary McGaw	<u>New</u> Tamiya 35237 Mobelwagen
For Trade or Sale	Cary McGaw	Tamiya Horch 4X4 Type 1a
For Trade or Sale	Cary McGaw	Military Ordnance Special #18 Wespe (I have two)
For Trade or Sale	Cary McGaw	Hummel Ryton Pub. Soft cover

Support these Vendors

King's Hobby Shop
8810 N. Lamar
Austin, TX 78753
512-836-7388

Tamiya America
2 Orion
Aliso Viejo, CA 92656-4200
949-362-2240

The Tank Workshop
6110 W. Solano Drive S.
Glendale, AZ 85301
636-915-3862

Archer Fine Transfers
1205 Silvershine Way
Knightdale, NC 27545
919-266-4181

RHPS Models
PO BOX 906
Massillon, Ohio 44648
330-837-1031

CRM Hobbies
3326 Watson Rd.
St. Louis, MO 63139
314-645-1117

VLS/Warriors
1011 Industrial Court
Moscow Mills, MO 63362
636-356-4888

RZM Imports Inc.
PO Box 995
Southbury, CT 06488



Spoils of War—Living History demonstration at the National Museum of the Pacific War—Fredericksburg, Texas.

These re-enactors display their trophy after demonstrating how the Marines used a combined arms attack on Japanese pillboxes and bunkers during the island hopping campaign in World War II. Behind them is a restored M3A1 Stuart. It is perfect working order. If you haven't seen this living history demonstration, I highly recommend it. It is loud but well worth the noise. **RBell**

